

KDIS Pocket

KDIS Pocket is a mobile application and website which includes all KDIS students including alumni, faculty and staff member's information of those who agreed to sharing their information. KDIS Pocket is launched for information interchange through network formation between enrolled students and alumni. Only those who agreed to sharing their information can see other's information and the scope of information disclosure can be determined by the student.

1. Website

- ① Access to the link(<https://pocket.kdischool.ac.kr>) and login
- ② Check the privacy policy agreement and click “AGREE” if you agree

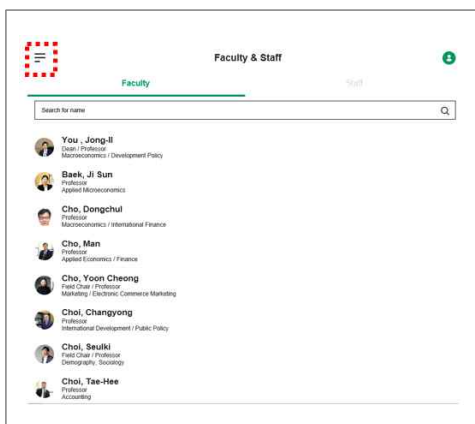


The login page features the KDI SCHOOL logo at the top. Below it, a red dashed box highlights the login fields: 'ID' and 'Password', with a green button labeled 'LOGIN'. A message states 'ID and Password: same as MIS account'. At the bottom, contact information for 'KDIS Pocket' support is provided, including an email address: academics@kdischool.ac.kr.

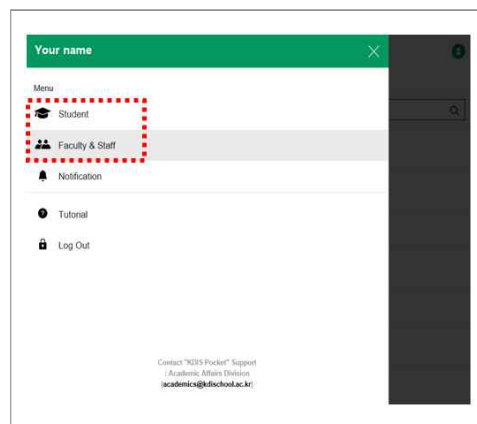


The 'Privacy Policy Agreement' page contains text explaining the school's policy on personal information collection and use. It includes a 'Guideline on Giving Consent to Collect, Use, and Provide Personal Information to a Third Party' with three numbered points. At the bottom, there are two buttons: 'CANCEL' and 'AGREE', with the 'AGREE' button highlighted by a red dashed box.

- ③ Choose the group by clicking the bar on the upper left

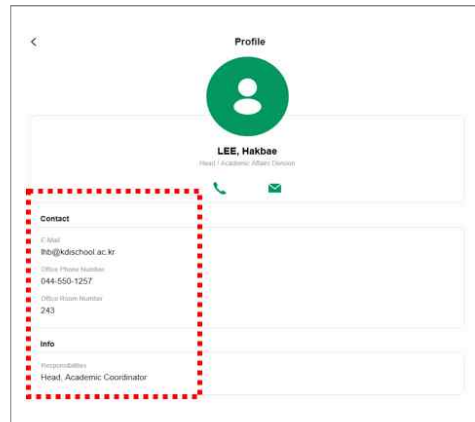
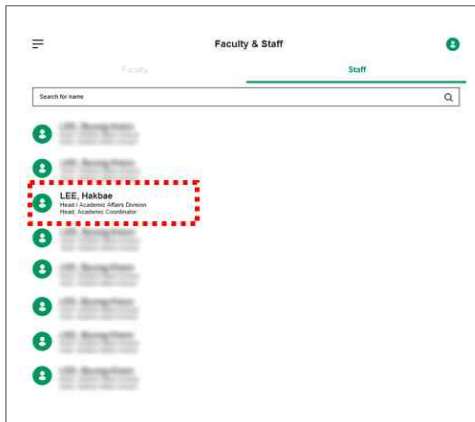


The 'Faculty & Staff' page shows a list of faculty members with their names, titles, and departments. A red dashed box highlights the 'Faculty & Staff' tab in the top navigation bar. The list includes names like You, Jong-Il, Baek, Ji Sun, Cho, Dongchul, Cho, Man, Cho, Yoon Cheong, Choi, Changyong, Choi, Seukil, and Choi, Tae-Hee.



The 'Your name' menu page shows a list of options: 'Menu', 'Student', 'Faculty & Staff', 'Notification', 'Tutorial', and 'Log Out'. A red dashed box highlights the 'Faculty & Staff' option. At the bottom, contact information for 'KDIS Pocket' support is provided, including an email address: academics@kdischool.ac.kr.

④ Check others information by clicking the name

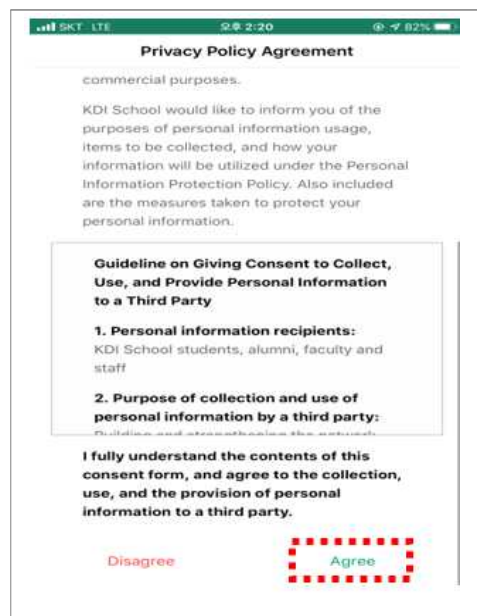
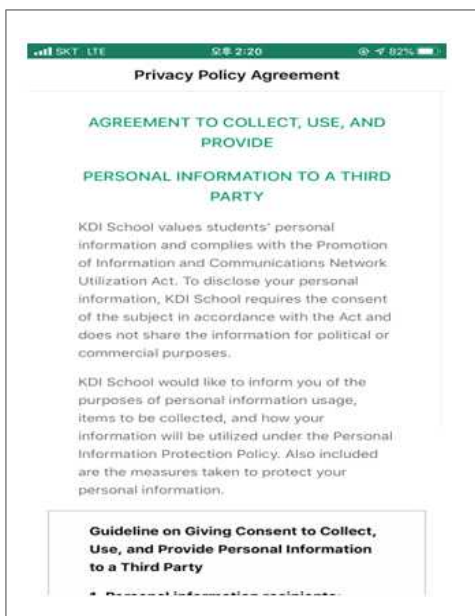


2. Mobile Application


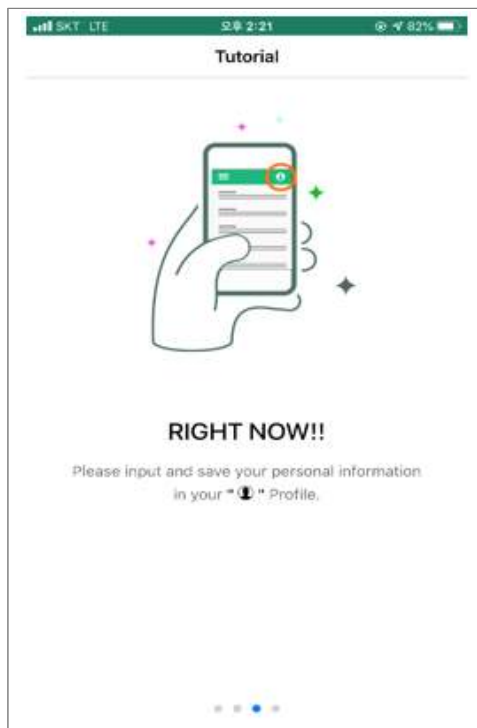
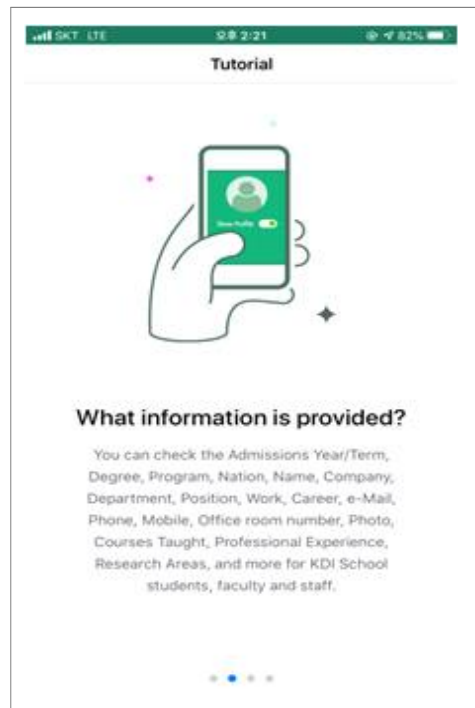
① Download “KDIS Pocket” application and login



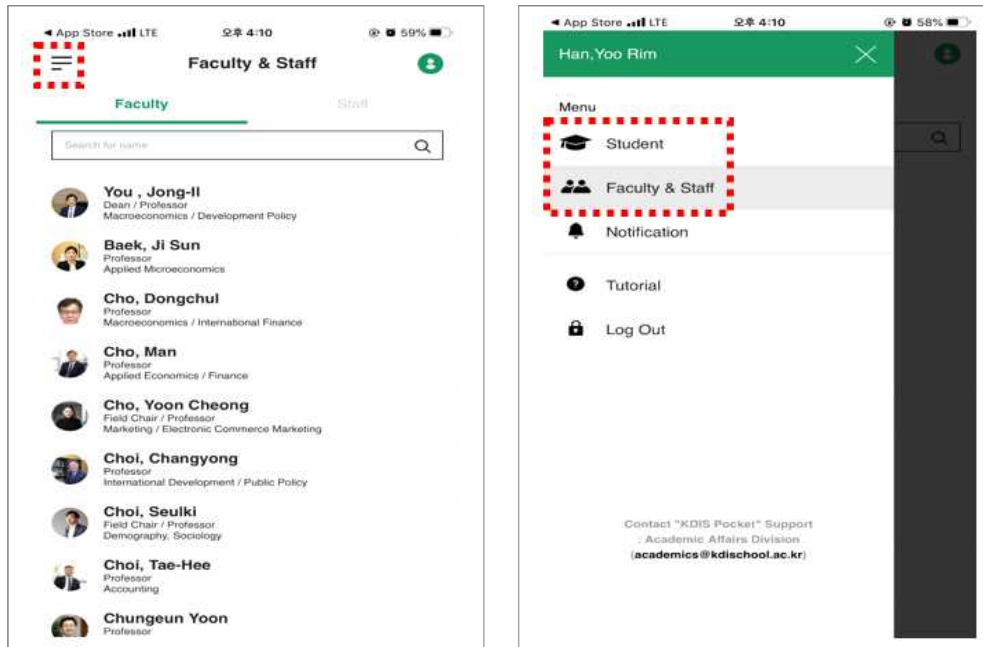
② Check the privacy policy agreement and click “AGREE” if you agree



③ Read the tutorial and click “Start”



④ Choose the group by clicking the bar on the upper left



⑤ Check others information by clicking the name

