



KDCA

Korea Disease Control and
Prevention Agency

Updates on COVID-19 in Republic of Korea

30 January 2021

Local transmission cases as of 0:00 today (cumulative since 3 January 2020)

	Total	City							
		Seoul	Busan	Daegu	Incheon	Gwangju	Daejeon	Ulsan	Sejong
New	423	152	18	8	15	32	1	1	0
Cumulative	71,572 ¹⁾	23,271 ¹⁾	8,174	1,658	1,049	169	1,048	849	169
2,622									
	Gyeonggi	Gangwon	3,593	Chung-nam	850	Jeon-nam	Gyeong-buk	Gyeong-nam	Jeju
New	136	3	11	8	3	1	21	11	2
Cumulative	18,344	1,491	940	685	1,857	684	2,852	1,846	488

¹⁾ Corrected entry screening aggregation error: Seoul -1 ('20.12.19. 00:00)

Imported cases, as of 0:00 today (cumulative since 3 January 2020)

	Total	Region/Country						Where confirmed		Nationality	
		China	Asia ex-China	Europe	America	Africa	Oceania	Point of Entry	Community	Korean	Other
New	35	0	17	2	14	2	0	15	20	16	19
Total	6,278 ¹⁾	35 (0.6%)	2,839 (45.2%)	1,080 (17.2%)	2,056 ¹⁾ (32.7%)	245 (3.9%)	23 (0.4%)	2,711 (43.2%)	3,567 (56.8%)	3,431 (54.7%)	2,847 (45.3%)

* Asia excluding China: Philippines 1, Nepal 1, Russia 3, Myanmar3, Uzbekistan 1, India 1, Indonesia 2, Pakistan 4, Hongkong 1,
Europe: England 1, Poland 1,
America: US 14, Africa: Nigeria 1, Tanzania 1

Case status, as of 0:00 today (cumulative since 3 January 2020)

	Discharged from isolation	Under isolation	Severe/critical cases	Deceased
As of 0:00 29 January 2021 (Fri)	66,503	9,400	239	1,399
As of 0:00 30 January 2021 (Sat)	67,121	9,315	231	1,414
Difference	(+)618	(-)85	(-)8	(+)15

* Based on case data reported to the KDCA

** Severe/Critical: COVID-19 patients in isolation being treated with high flow oxygen therapy, mechanical ventilator, ECMO (Extracorporeal Membrane Oxygenation), CRRT (Continuous Renal Replacement Therapy)

※ Figures subject to correction based on findings from epidemiological investigations



KDCA

Korea Disease Control and
Prevention Agency

Updates on COVID-19 in Republic of Korea

30 January 2021

Recent major local clusters as of 12:00 today

Location	Cluster	New cases	Total cases
Seoul Seongdong-gu	University hospital	26	27
Seoul Gangnam-gu	Workplace	7	51
Seoul Nowon-gu	Convalescent facility	7	18
Gyeonggi Namyangju-si	Nursing home 2	10	11
Gyeonggi Suwon-si	Nursing home 2	4	30
Gyeonggi Guri-si	Daycare center	14	24
Gyeonggi Pyeongtaek-si	Manufacturing business	8	44
Gyeonggi Osan-si	Church	8	22
Chungbuk Chungju-si / Jeonbuk Gimje-si	Meat processing factory	6	52
Chungnam Seochon-gun	Church	2	32
Gwangju Buk-gu	Church 2 / International school run by IM Mission Group	7	184
Gwangju Seo-gu	Church	32	87
Daegu Buk-gu	Office	5	20
Gyeongbuk Andong-si	Taekwondo studio	4	49
Gyeongnam / Busan	Relative gathering	15	16
Busan Geumjeong-gu	Convalescent hospital	4	71
Busan Seo-gu	Port and transport workers' union	4	37

* The specific figures may differ from the daily reported statistics or figures disclosed by local municipalities due to factors such as report timing and differences in the time period considered



KDCA

Korea Disease Control and
Prevention Agency

Updates on COVID-19 in Republic of Korea

30 January 2021

Overall case and test status as of 0:00 today (cumulative since 3 January 2020)

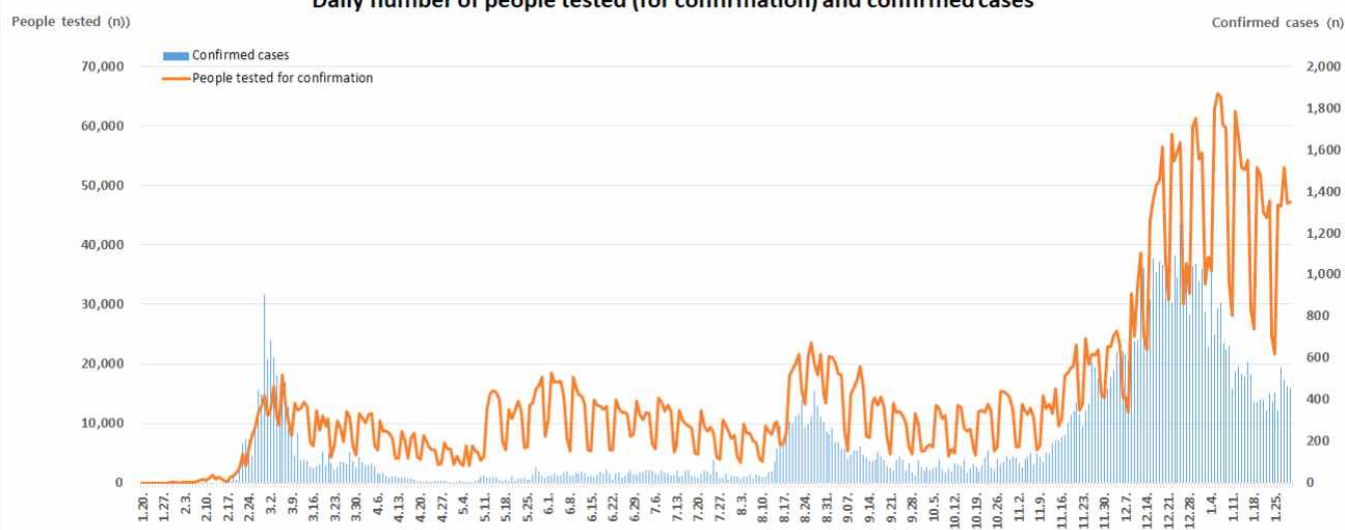
Period (since 3 Jan)	Total	Tested positive (PCR)				Testing in progress	Tested negative (PCR)
		Confirmed	Discharged from isolation	Under isolation	Deceased		
As of 0:00 29 January 2021 (Fri)	5,569,262	77,392	66,503	9,400	1,399	142,753	5,349,117
As of 0:00 30 January 2021 (Sat)	5,616,530	77,850	67,121	9,315	1,414	145,795	5,392,885
Difference	+47,268	+458	+618	-85	+15	+3,042	+43,768

* Based on case data reported to the KDCA

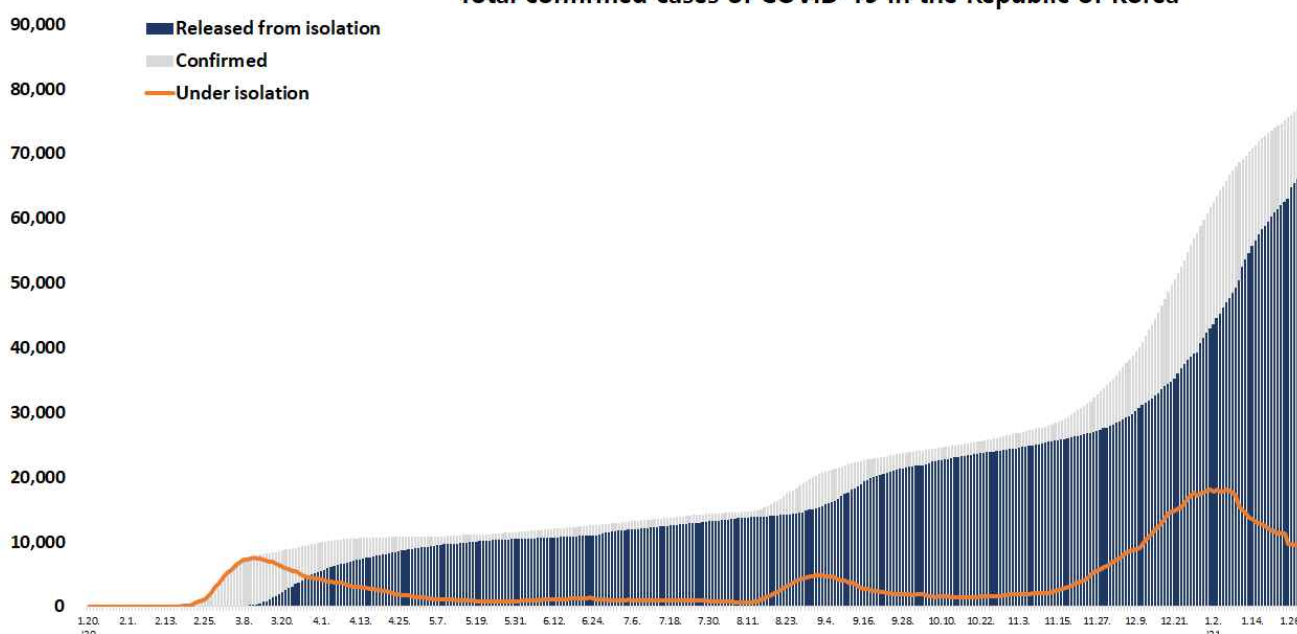
** Testing in progress includes number of completed tests with negative results that are being recorded with delays

※ Figures subject to correction based on findings from epidemiological investigations

Daily number of people tested (for confirmation) and confirmed cases



Total confirmed cases of COVID-19 in the Republic of Korea





KDCA

Korea Disease Control and
Prevention Agency

Updates on COVID-19 in Republic of Korea

30 January 2021

Regional distribution of cases as of 0:00 today (cumulative since 3 January 2020)

Region	New cases		Total cases	(%)	Incidence rate* (per 100,000)
	Local	Imported			
Seoul	152	2	24,061	(30.91)	247.20
Busan	18	2	2,737	(3.52)	80.22
Daegu	8	0	8,298	(10.66)	340.57
Incheon	15	0	3,792	(4.87)	128.28
Gwangju	32	1	1,766	(2.27)	121.23
Daejeon	1	1	1,097	(1.41)	74.42
Ulsan	1	1	931	(1.20)	81.17
Sejong	0	0	194	(0.25)	56.67
Gyeonggi	136	10	19,690	(25.29)	148.60
Gangwon	3	0	1,689	(2.17)	109.64
Chungbuk	11	0	1,573	(2.02)	98.35
Chungnam	8	1	2,011	(2.58)	94.75
Jeonbuk	3	0	1,037	(1.33)	57.06
Jeonnam	1	0	748	(0.96)	40.11
Gyeongbuk	21	1	3,001	(3.85)	112.71
Gyeongnam	11	1	1,993	(2.56)	59.29
Jeju	2	0	521	(0.67)	77.67
Border Screening	0	15	2,711	(3.48)	-
Total	423	35	77,850	(100)	150.15

* Total (cumulative) number of cases reported since January 2020 of region / Population of region (based on resident registration data of the Ministry of the Interior as of January 2020)

* Incidence rate based on the number of confirmed cases with the address of the reporting institution



KDCA

Korea Disease Control and
Prevention Agency

Updates on COVID-19 in Republic of Korea

30 January 2021

Confirmed cases by gender and age group

		New cases (%)	Total cases (%)	Incidence rate* (per 100,000)
Total		458 (100)	77,850 (100)	150.15
Sex	Male	224 (48.91)	38,192 (49.06)	147.67
	Female	234 (51.09)	39,658 (50.94)	152.62
Age	80 or above	33 (7.21)	3,900 (5.01)	205.35
	70-79	35 (7.64)	5,990 (7.69)	166.06
	60-69	73 (15.94)	12,216 (15.69)	192.55
	50-59	77 (16.81)	14,602 (18.76)	168.48
	40-49	67 (14.63)	11,167 (14.34)	133.11
	30-39	50 (10.92)	9,925 (12.75)	140.88
	20-29	48 (10.48)	11,900 (15.29)	174.84
	10-19	48 (10.48)	5,183 (6.66)	104.91
	0-9	27 (5.90)	2,967 (3.81)	71.52

* Total (cumulative) number of cases reported since January 2020 by sex and age / Population by sex and age (based on resident registration data of the Ministry of the Interior as of January 2020)

※ Figures subject to correction based on findings from epidemiological investigations

Deaths by gender and age group

		New deaths (%)	Total deaths (%)	Case fatality rate (%)
Total		15 (100)	1,414 (100)	1.82
Sex	Male	7 (46.67)	700 (49.50)	1.83
	Female	8 (53.33)	714 (50.50)	1.80
Age	80 or above	11 (73.33)	795 (56.22)	20.38
	70-79	3 (20.00)	392 (27.72)	6.54
	60-69	1 (6.67)	166 (11.74)	1.36
	50-59	0 (0.00)	45 (3.18)	0.31
	40-49	0 (0.00)	10 (0.71)	0.09
	30-39	0 (0.00)	6 (0.42)	0.06
	20-29	0 (0.00)	0 (0.00)	0.00
	10-19	0 (0.00)	0 (0.00)	0.00
	0-9	0 (0.00)	0 (0.00)	0.00

* Case fatality rate (CFR) (%) = Number of deaths / Number of confirmed cases x 100

※ Figures subject to correction based on findings from epidemiological investigations



KDCA

Korea Disease Control and
Prevention Agency

Updates on COVID-19 in Republic of Korea

30 January 2021

AGE DISTRIBUTION OF SEVERE/CRITICAL CASES

	1.17.	1.18.	1.19.	1.20.	1.21.	1.22.	1.23.	1.24.	1.25.	1.26.	1.27.	1.28.	1.29.	1.30.
Total	352	343	335	323	317	299	297	282	275	270	270	251	239	231

	Severe/Critical	(%)
Total	231	(100.0)
80 and above	56	(24.2)
70-79	93	(40.3)
60-69	61	(26.4)
50-59	14	(6.1)
40-49	4	(1.7)
30-39	3	(1.3)
20-29	0	(0.0)
10-19	0	(0.0)
0-9	0	(0.0)

* Severe/Critical: COVID-19 patients in isolation being treated with high flow oxygen therapy, mechanical ventilator, ECMO (Extracorporeal Membrane Oxygenation), CRRT (Continuous Renal Replacement Therapy)

* ICU treatment is decided based on the need for intensive care based on factors such as clinical condition and presence of any underlying medical condition and may differ from severe and critical case classification criteria. The number of severe/critical cases may not match the number of patients in ICU.

※ Figures subject to correction based on findings from epidemiological investigations



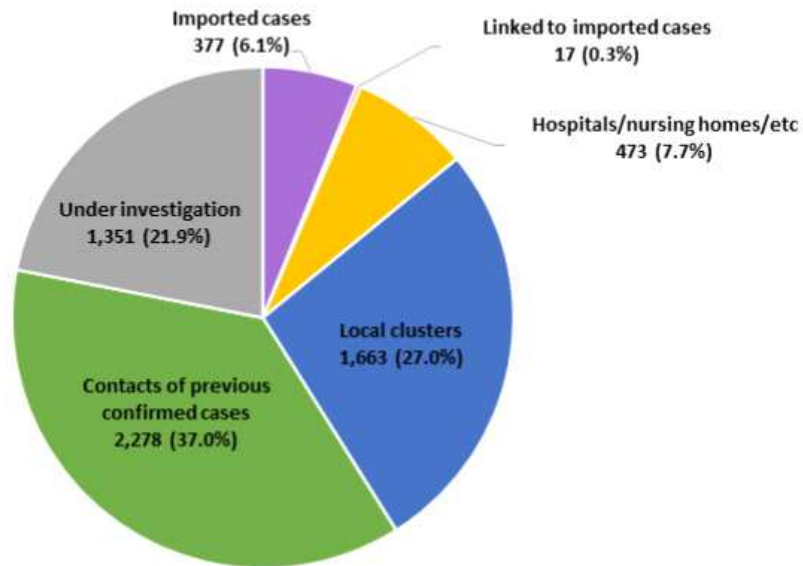
KDCA

Korea Disease Control and
Prevention Agency

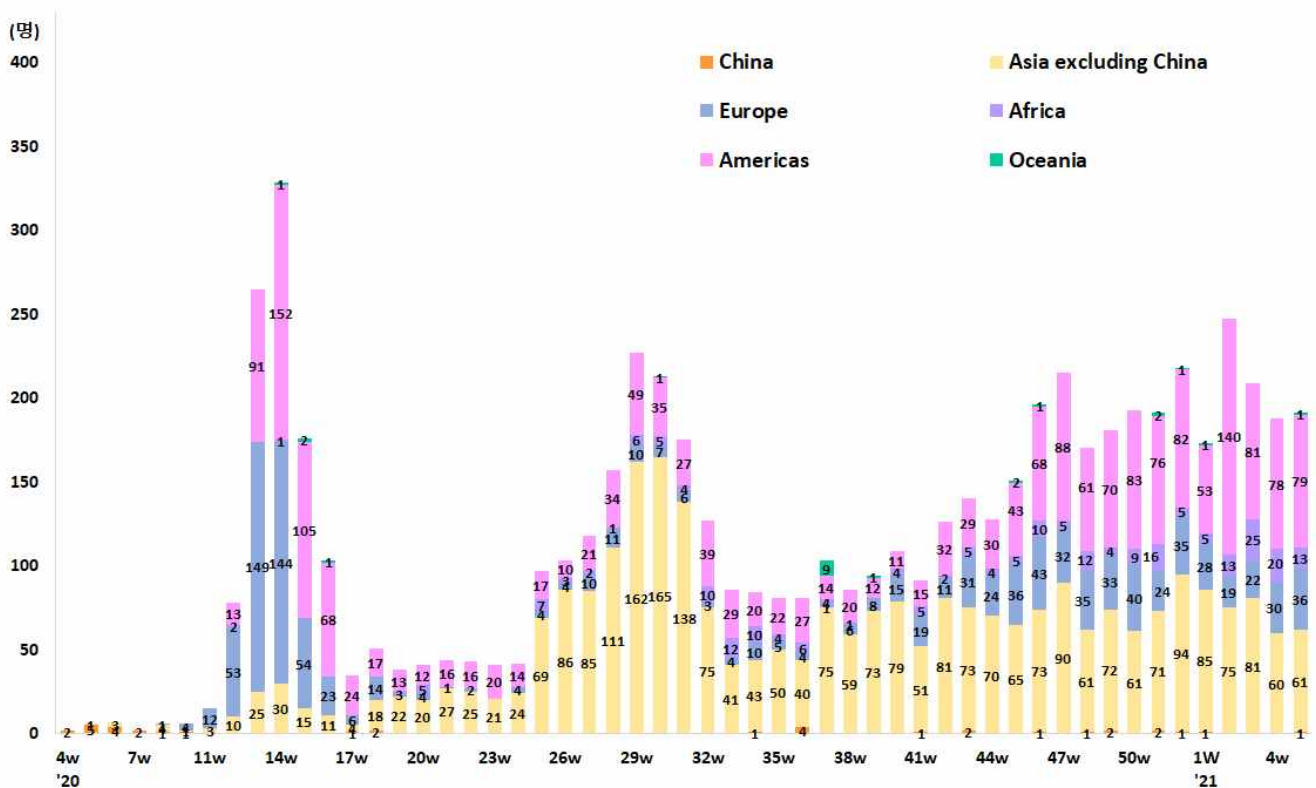
Updates on COVID-19 in Republic of Korea

30 January 2021

NEW CASES (LAST 2 WEEKS) BY CHAIN OF TRANSMISSION



IMPORTED CASES





KDCA

Korea Disease Control and
Prevention Agency

Updates on COVID-19 in Republic of Korea

30 January 2021

REGIONAL DISTRIBUTION AND EPIDEMIOLOGICAL LINKS OF CONFIRMED CASES

Region	Confirmed cases									Other major clusters
	Total	Imported cases	Clusters				Other*	Under investigation	New cases	
			Sub-total	Shin-cheonji cluster	Other local clusters	Imported related				
Seoul	24,061	790	8,937	8	8,842	87	7,984	6,350	154	<div>Past large clusters:</div> <ul style="list-style-type: none">• Sarang Jeil Church (1173)• Aug 15 Seoul rallies (650)• Seoul Gangseo-gu dance lessons (329)• Nightclubs (277)• Yongjin Woori Jeil Church (221)• Richway (210)• Guro-gu call center (170)• Coupang fulfillment center (152)• Gwangju door-to-door sales (150)• Seoul Noryangjin teacher appointment exam preparation classes (112)• Newly planted churches group (119)
Busan	2,737	115	1,657	12	1,590	55	594	371	20	
Daegu	8,298	124	6,133	4,512	1,614	7	1,128	913	8	
Incheon	3,792	199	1,777	2	1,766	9	1,186	630	15	
Gwangju	1,766	108	1,344	9	1,329	6	181	133	33	
Daejeon	1,097	48	593	2	590	1	293	163	2	
Ulsan	931	81	661	16	641	4	116	73	2	
Sejong	194	25	89	1	87	1	45	35	0	
Gyeonggi	19,690	1,346	7,572	29	7,465	78	6,687	4,085	146	
Gangwon	1,689	63	950	17	932	1	439	237	3	
Chung-buk	1,573	82	829	6	816	7	416	246	11	
Chung-nam	2,011	131	970	0	969	1	547	363	9	
Jeonbuk	1,037	97	720	1	718	1	125	95	3	
Jeonnam	748	63	514	1	503	10	98	73	1	
Gyeong-buk	3,001	128	2,092	565	1,527	0	475	306	22	
Gyeong-nam	1,993	136	1,226	33	1,162	31	367	264	12	
Jeju	521	31	338	0	337	1	82	70	2	
Points of Entry	2,711	2,711	0	0	0	0	0	0	15	
Total	77,850 (%)	6,278 (8.1)	36,402 (46.8)	5,214 (6.7)	30,888 (39.7)	300 (0.4)	20,763 (26.7)	14,407 (18.5)	458	

* Includes contacts of confirmed cases

※ The interim classification is based on the reporting location, which may change depending on further epidemiological investigation.