



KDCA

Korea Disease Control and
Prevention Agency

Updates on COVID-19 in Republic of Korea

5 February 2021

Local transmission cases as of 0:00 today (cumulative since 3 January 2020)

	Total	City							
		Seoul	Busan	Daegu	Incheon	Gwangju	Daejeon	Ulsan	Sejong
New	351	122	33	14	25	14	0	0	0
Cumulative	73,687 ¹⁾	24,063 ¹⁾	2,744	8,232	3,717	1,761	1,058	858	172
	Province								
	Gyeonggi	Gangwon	Chung-buk	Chung-nam	Jeon-buk	Jeon-nam	Gyeong-buk	Gyeong-nam	Jeju
New	110	5	3	11	0	0	6	6	2
Cumulative	18,955	1,665	1,530	1,951	956	696	2,924	1,909	496

¹⁾ Corrected local reporting error (January 31, 2021, 0:00, Seoul -1)

Imported cases, as of 0:00 today (cumulative since 3 January 2020)

	Total	Region/Country						Where confirmed		Nationality	
		China	Asia ex-China	Europe	America	Africa	Oceania	Point of Entry	Community	Korean	Other
New	19	0	8	3	5	3	0	7	12	8	11
Total	6,444	38 (0.6%)	2,898 (45.0%)	1,115 (17.3%)	2,110 (32.7%)	260 (4.0%)	23 (0.4%)	2,774 (43.0%)	3,670 (57.0%)	3,530 (54.8%)	2,914 (45.2%)

* Asia excluding China: India 1, Indonesia 1, Russia 1, Uzbekistan 1, Japan 1, Kazakhstan 2, Pakistan 1
Europe: Poland 2, Belgium 1
America: US 3, Mexico 1, Canada 1
Africa: Nigeria 2, Egypt 1

Case status, as of 0:00 today (cumulative since 3 January 2020)

	Discharged from isolation	Under isolation	Severe/critical cases	Deceased
As of 0:00 4 February 2021 (Thur)	69,704	8,609 ¹⁾	211	1,448
As of 0:00 5 February 2021 (Fri)	70,117	8,555	200	1,459
Difference	(+)413	(-)54	(-)11	(+)11

* Based on case data reported to the KDCA

** Severe/Critical: COVID-19 patients in isolation being treated with high flow oxygen therapy, mechanical ventilator, ECMO (Extracorporeal Membrane Oxygenation), CRRT (Continuous Renal Replacement Therapy)

※ Figures subject to correction based on findings from epidemiological investigations

¹⁾ Corrected local reporting error (January 31, 2021, 0:00, Seoul -1, positive→ negative)



KDCA

Korea Disease Control and
Prevention Agency

Updates on COVID-19 in Republic of Korea

5 February 2021

Recent major local clusters as of 12:00 today

Location	Cluster	New cases	Total cases
Seoul Jungnang-gu	Child related facility	19	20
Seoul Gangbuk-gu	Sauna	14	15
Seoul Seongdong-gu	University hospital	4	73
Seoul Gwangjin-gu	Restaurant	5	56
Seoul Jung-gu	Welfare facility	2	78
Gyeonggi Gunpo-si	Church	12	13
Gyeonggi Suwon-si Gwonseon-gu	Church	14	15
Gyeonggi Suwon-si	Nursing home 2	2	57
Gyeonggi Namyangju-si	Childcare facility	2	26
Chungnam Dangjin-si	Distributor business	5	44
Chungnam Seochon-gun	Church	2	44
Gwangju Buk-gu	Church 2 / alternative education facility run by IM mission group	5	213
Gwangju Seo-gu	Church	3	128
Daegu Buk-gu	Office	4	28
Busan Jung-gu	Rehabilitation hospital	17	18
Busan Seo-gu	Port and transport workers union	2	49
Busan Haeundae-gu	Family 3	7	15

* The specific figures may differ from the daily reported statistics or figures disclosed by local municipalities due to factors such as report timing and differences in the time period considered



KDCA

Korea Disease Control and
Prevention Agency

Updates on COVID-19 in Republic of Korea

5 February 2021

Overall case and test status as of 0:00 today (cumulative since 3 January 2020)

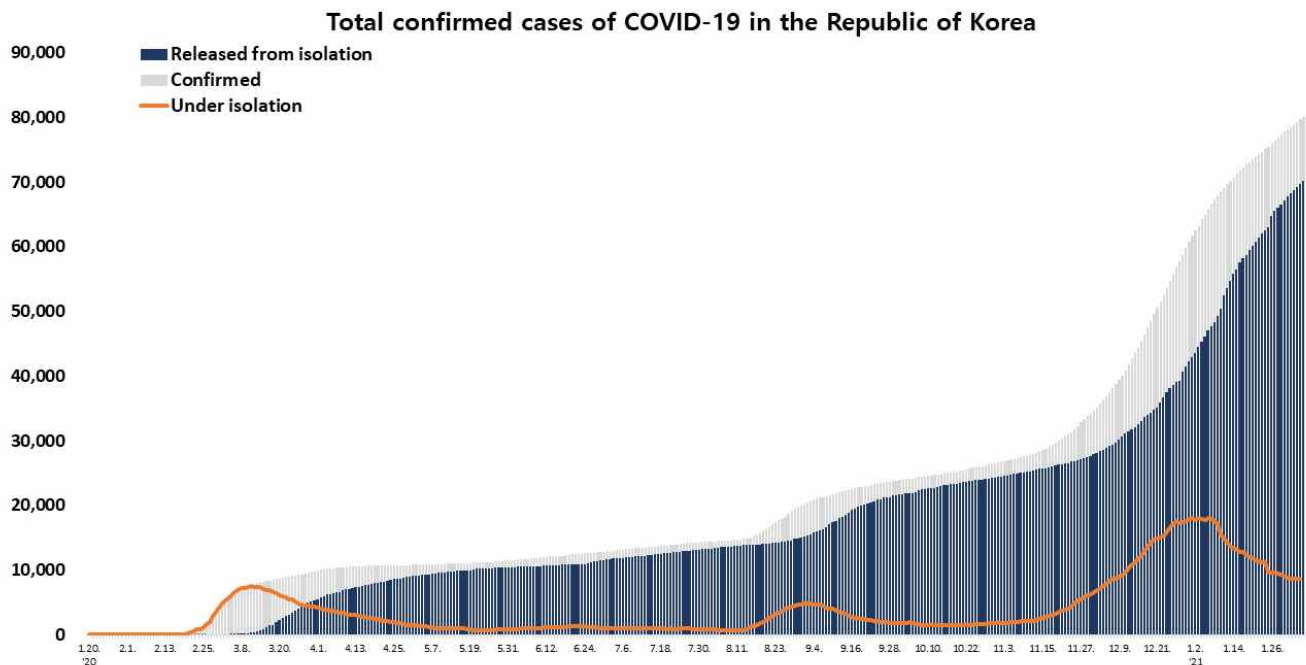
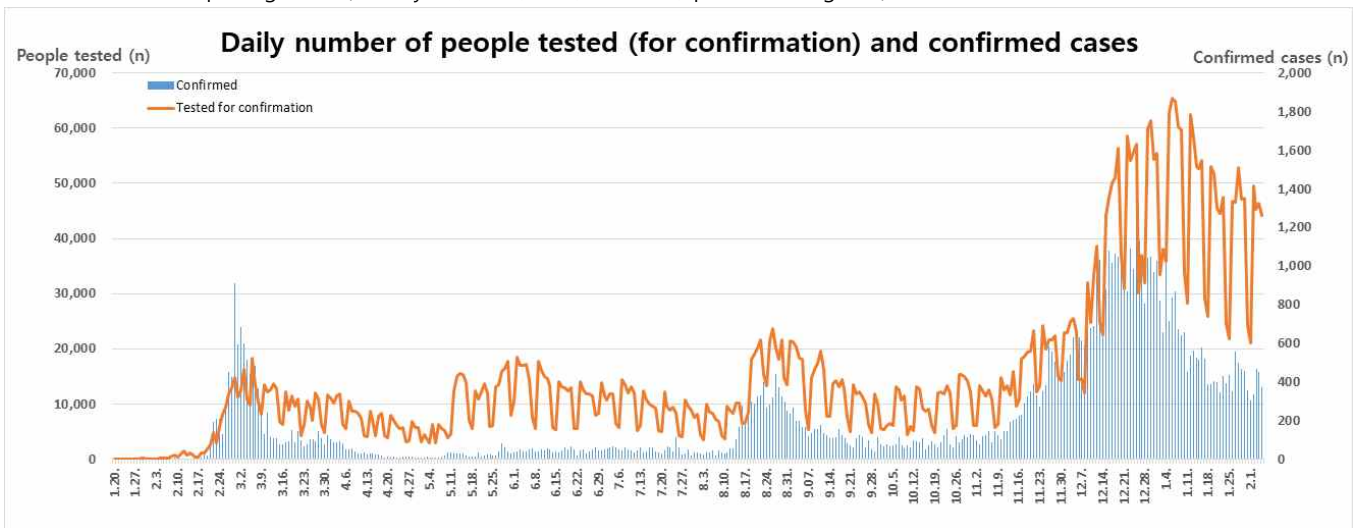
Period (since 3 Jan)	Total	Tested positive (PCR)				Testing in progress	Tested negative (PCR)
		Confirmed	Discharged from isolation	Under isolation	Deceased		
As of 0:00 4 February 2021 (Thur)	5,803,095	79,761 ¹⁾	69,704	8,609 ¹⁾	1,448	120,538	5,602,796 ¹⁾
As of 0:00 5 February 2021 (Fri)	5,847,178	80,131	70,117	8,555	1,459	107,457	5,659,590
Difference	+44,083	+370	+413	-54	+11	-13,081	+56,794

* Based on case data reported to the KDCA

** Testing in progress includes number of completed tests with negative results that are being recorded with delays

※ Figures subject to correction based on findings from epidemiological investigations

¹⁾ Corrected local reporting error (January 31, 2021, 0:00, Seoul -1, positive→ negative)





KDCA

Korea Disease Control and
Prevention Agency

Updates on COVID-19 in Republic of Korea

5 February 2021

Regional distribution of cases as of 0:00 today (cumulative since 3 January 2020)

Region	New cases		Total cases	(%)	Incidence rate* (per 100,000)
	Local	Imported			
Seoul	122	4	24,880 ¹⁾	(31.05)	255.61
Busan	33	0	2,862	(3.57)	83.88
Daegu	14	0	8,360	(10.43)	343.12
Incheon	25	1	3,923	(4.90)	132.71
Gwangju	14	0	1,871	(2.33)	128.44
Daejeon	0	0	1,107	(1.38)	75.09
Ulsan	0	0	941	(1.17)	82.04
Sejong	0	0	197	(0.25)	57.55
Gyeonggi	110	4	20,336	(25.38)	153.47
Gangwon	5	0	1,729	(2.16)	112.23
Chungbuk	3	0	1,614	(2.01)	100.91
Chungnam	11	2	2,087	(2.60)	98.33
Jeonbuk	0	0	1,055	(1.32)	58.05
Jeonnam	0	0	761	(0.95)	40.81
Gyeongbuk	6	1	3,057	(3.82)	114.82
Gyeongnam	6	0	2,048	(2.56)	60.93
Jeju	2	0	529	(0.66)	78.87
Border Screening	0	7	2,774	(3.46)	-
Total	351	19	80,131¹⁾	(100)	154.55

* Total (cumulative) number of cases reported since January 2020 of region / Population of region (based on resident registration data of the Ministry of the Interior as of January 2020)

* Incidence rate based on the number of confirmed cases with the address of the reporting institution

¹⁾ Corrected local reporting error (January 31, 2021, 0:00, Seoul -1)



KDCA

Korea Disease Control and
Prevention Agency

Updates on COVID-19 in Republic of Korea

5 February 2021

Confirmed cases by gender and age group

		New cases (%)	Total cases (%)	Incidence rate* (per 100,000)
Total		370 (100)	80,131 ¹⁾ (100)	154.55
Sex	Male	185 (50.00)	39,357 (49.12)	152.18
	Female	185 (50.00)	40,774 ¹⁾ (50.88)	156.92
Age	80 or above	14 (3.78)	4,011 (5.01)	211.19
	70-79	25 (6.76)	6,138 (7.66)	170.16
	60-69	75 (20.27)	12,579 (15.70)	198.27
	50-59	65 (17.57)	15,009 (18.73)	173.17
	40-49	43 (11.62)	11,514 (14.37)	137.25
	30-39	60 (16.22)	10,243 (12.78)	145.39
	20-29	30 (8.11)	12,186 (15.21)	179.04
	10-19	28 (7.57)	5,359 (6.69)	108.47
	0-9	30 (8.11)	3,092 (3.86)	74.53

* Total (cumulative) number of cases reported since January 2020 by sex and age / Population by sex and age (based on resident registration data of the Ministry of the Interior as of January 2020)

※ Figures subject to correction based on findings from epidemiological investigations

Deaths by gender and age group

		New deaths (%)	Total deaths (%)	Case fatality rate (%)
Total		11 (100)	1,459 (100)	1.82
Sex	Male	5 (45.45)	722 (49.49)	1.83
	Female	6 (54.55)	737 (50.51)	1.81
Age	80 or above	8 (72.73)	826 (56.61)	20.59
	70-79	0 (0.00)	398 (27.28)	6.48
	60-69	2 (18.18)	169 (11.58)	1.34
	50-59	1 (9.09)	48 (3.29)	0.32
	40-49	0 (0.00)	12 (0.82)	0.10
	30-39	0 (0.00)	6 (0.41)	0.06
	20-29	0 (0.00)	0 (0.00)	0.00
	10-19	0 (0.00)	0 (0.00)	0.00
	0-9	0 (0.00)	0 (0.00)	0.00

* Case fatality rate (CFR) (%) = Number of deaths / Number of confirmed cases x 100

※ Figures subject to correction based on findings from epidemiological investigations



KDCA

Korea Disease Control and
Prevention Agency

Updates on COVID-19 in Republic of Korea

5 February 2021

AGE DISTRIBUTION OF SEVERE/CRITICAL CASES

	1.23.	1.24.	1.25.	1.26.	1.27.	1.28.	1.29.	1.30.	1.31.	2.1.	2.2.	2.3.	2.4.	2.5.
Total	297	282	275	270	270	251	239	231	229	225	224	220	211	200

	Severe/Critical	(%)
Total	200	(100.0)
80 and above	45	(22.5)
70-79	88	(44.0)
60-69	47	(23.5)
50-59	12	(6.0)
40-49	3	(1.5)
30-39	5	(2.5)
20-29	0	(0.0)
10-19	0	(0.0)
0-9	0	(0.0)

* Severe/Critical: COVID-19 patients in isolation being treated with high flow oxygen therapy, mechanical ventilator, ECMO (Extracorporeal Membrane Oxygenation), CRRT (Continuous Renal Replacement Therapy)

* ICU treatment is decided based on the need for intensive care based on factors such as clinical condition and presence of any underlying medical condition and may differ from severe and critical case classification criteria. The number of severe/critical cases may not match the number of patients in ICU.

※ Figures subject to correction based on findings from epidemiological investigations



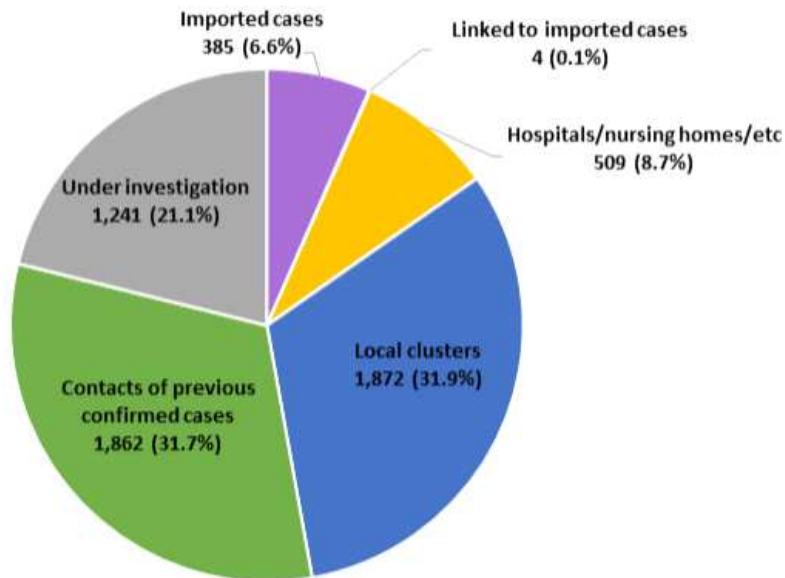
KDCA

Korea Disease Control and
Prevention Agency

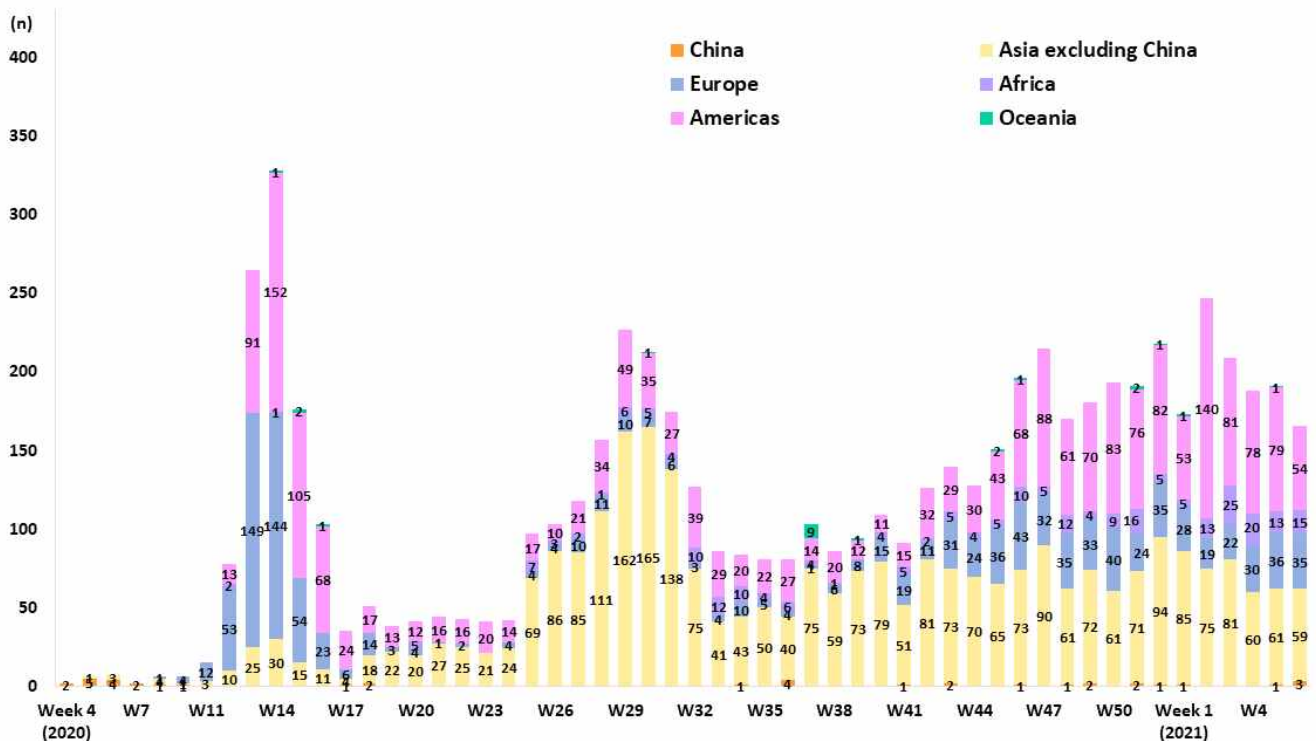
Updates on COVID-19 in Republic of Korea

5 February 2021

NEW CASES (LAST 2 WEEKS) BY CHAIN OF TRANSMISSION



IMPORTED CASES





KDCA

Korea Disease Control and
Prevention Agency

Updates on COVID-19 in Republic of Korea

5 February 2021

REGIONAL DISTRIBUTION AND EPIDEMIOLOGICAL LINKS OF CONFIRMED CASES

Region	Confirmed cases									Other major clusters
	Total	Imported cases	Clusters				Other*	Under investigation	New cases	
			Sub-total	Shin-cheonji cluster	Other local clusters	Imported related				
Seoul	24,880	817	9,401	8	9,305	88	8,097	6,565	126	<div>Past large clusters:</div> <ul style="list-style-type: none">• Sarang Jeil Church (1173)• Aug 15 Seoul rallies (650)• Seoul Gangseo-gu dance lessons (329)• Nightclubs (277)• Yongjin Woori Jeil Church (221)• Richway (210)• Guro-gu call center (170)• Coupang fulfillment center (152)• Gwangju door-to-door sales (150)• Seoul Noryangjin teacher appointment exam preparation classes (112)• Newly planted churches group (119)• Yongsan-gu construction site (123)• Gangseo-gu religious facility (258)
Busan	2,862	118	1,748	12	1,680	56	609	387	33	
Daegu	8,360	128	6,166	4,512	1,647	7	1,135	931	14	
Incheon	3,923	206	1,866	2	1,854	10	1,198	653	26	
Gwangju	1,871	110	1,460	9	1,445	6	171	130	14	
Daejeon	1,107	49	595	2	592	1	298	165	0	
Ulsan	941	83	664	16	644	4	119	75	0	
Sejong	197	25	89	1	87	1	45	38	0	
Gyeonggi	20,336	1,381	7,862	29	7,755	78	6,860	4,233	114	
Gangwon	1,729	64	981	17	963	1	446	238	5	
Chung-buk	1,614	84	859	6	846	7	422	249	3	
Chung-nam	2,087	136	1,024	0	1,023	1	557	370	13	
Jeonbuk	1,055	99	724	1	722	1	135	97	0	
Jeonnam	761	65	533	1	522	10	90	73	0	
Gyeong-buk	3,057	133	2,143	565	1,577	1	469	312	7	
Gyeong-nam	2,048	139	1,268	33	1,203	32	368	273	6	
Jeju	529	33	338	0	337	1	89	69	2	
Points of Entry	2,774	2,774	0	0	0	0	0	0	7	
Total	80,131 (%)	6,444 (8.0)	37,721 (47.1)	5,214 (6.5)	32,202 (40.2)	305 (0.4)	21,108 (26.3)	14,858 (18.5)	370	

* Includes contacts of confirmed cases

※ The interim classification is based on the reporting location, which may change depending on further epidemiological investigation.