

# **How to use Auto Clean Net System**

**May, 2017**

**Student Affairs Division & DAs**

**WELCOME**



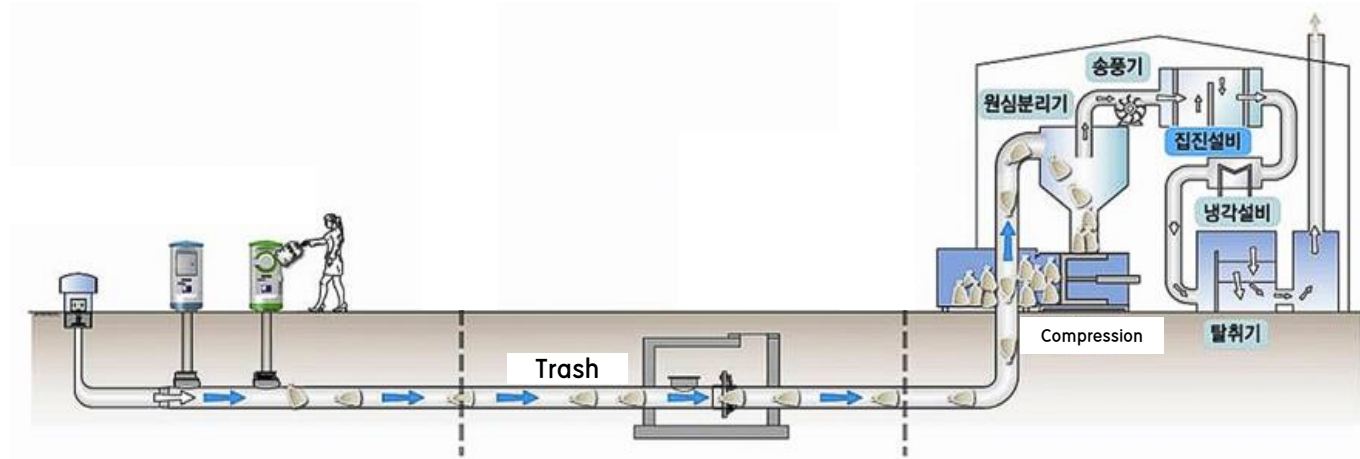
## AGENDA

---

- 01 Introduction of Auto Clean Net System
- 02 How to use Auto Clean Net System
- 03 Recyclable Items

---

# 01 Introduction of Auto Clean Net System



# Auto Clean Net System

A high-tech system which uses automated pressure to suck garbage to the “Auto Clean Net Center” through an underground pipe



**Garbage Disposal  
Policy of Sejong City**



**Obligations &  
Responsibilities of  
Sejong Residents**



**The policy has been  
already implemented  
and followed by the  
residents**



# KDIS Dormitory



General Waste  
Inlet



Food Waste  
Inlet



### A. How to Dispose of Garbage



# 1

#### General Waste & Food Waste

General waste goes to the General Inlet, food waste goes to the Food Inlet.

# 2

#### Garbage Disposal Bags

Garbage disposal bags, which can be purchased at GS25, Homeplus, E-mart, etc. and it **MUST** be used.



### A. How to Dispose Garbage



3

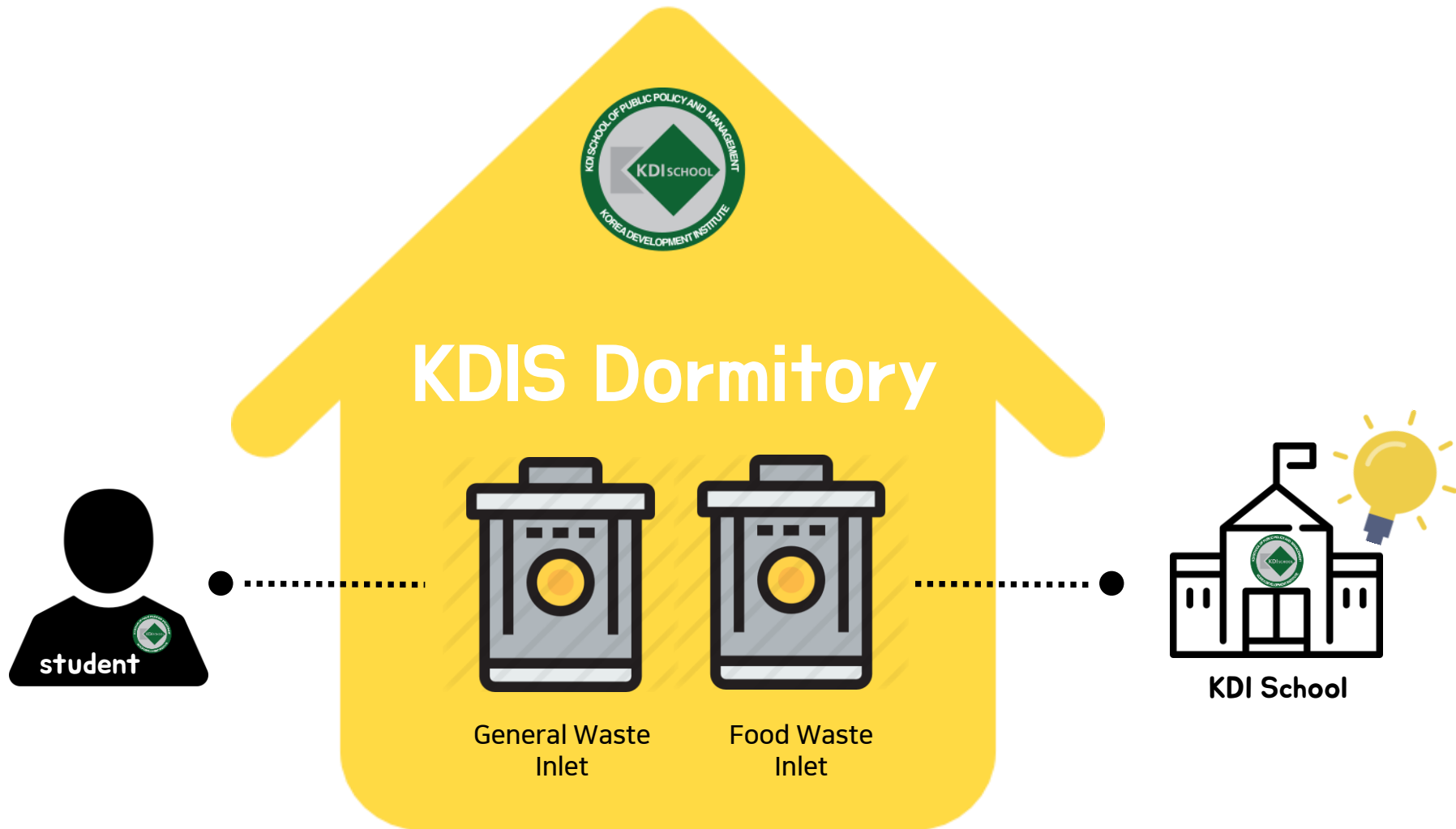
#### Large Sized Garbage & Recyclable Items

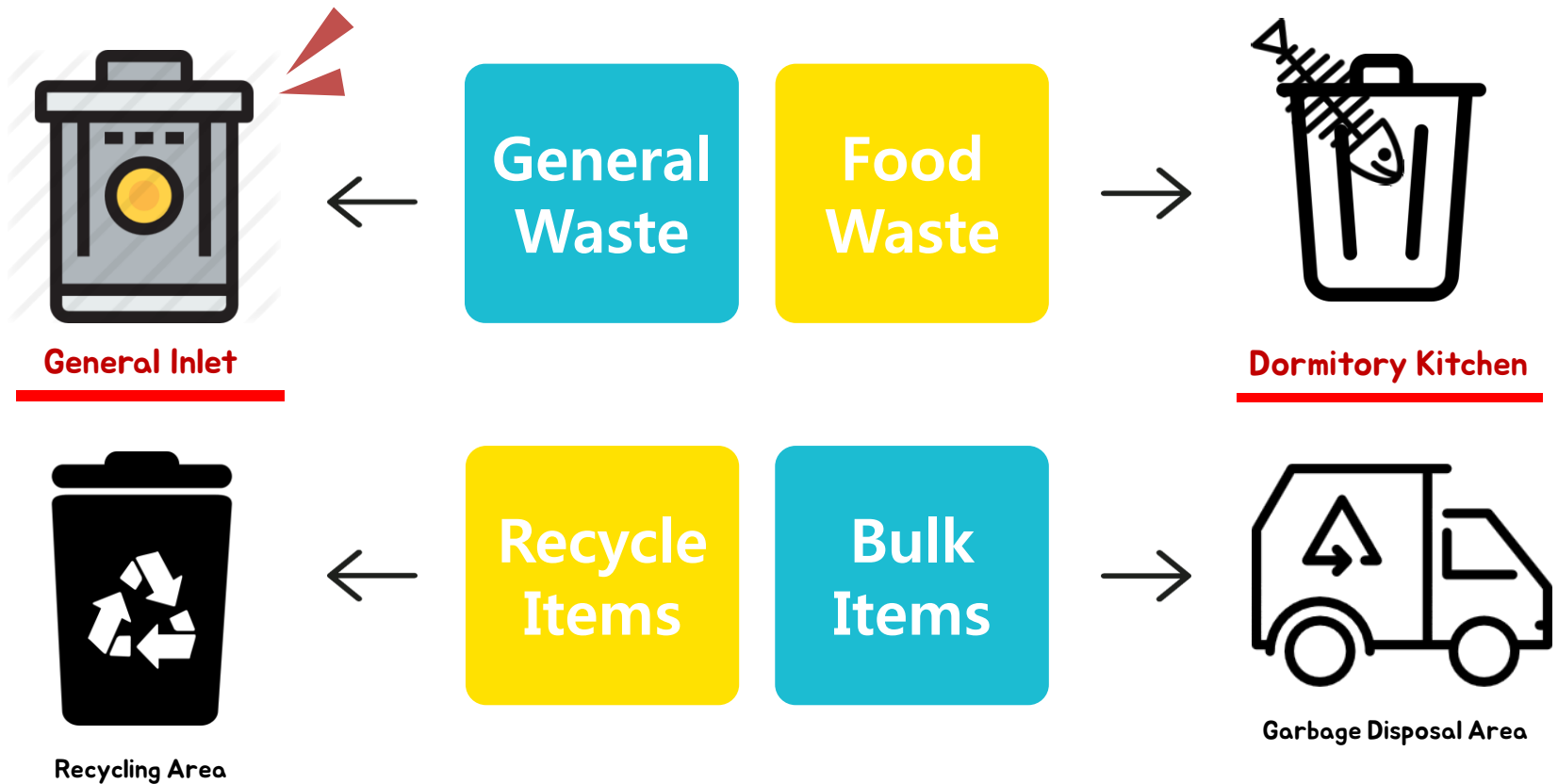
Large-sized garbage and recyclable items should **NOT** go into the inlet. They must be disposed of separately as before.

4

#### Prohibited Items

Prohibited items for the inlet: rocks, chemicals, gas, industrial and architectural remnants, etc.







### **What's General Waste?**

- ▷ Usually for landfill or incineration items which is basically almost everything that you would normally use at home but **can't put it in either your recycling bin or food waste bin.** (tissues, contaminated recycling items, chicken bones, egg shells, etc.)



## B. Types of Inlets



---

02

How To Use  
Auto Clean  
Net

### A. Location




Located next to the dormitory building 102 on the right side.  
ONLY **three general waste inlets(2<sup>nd</sup>, 3<sup>rd</sup>, 4<sup>th</sup>)** will be used for general waste.

### B. How to Use the General Waste Inlet

1

Check the lamp sign.




This should be green.



### B. How to Use the General Waste Inlet

2 Tag the card hanging on the inlet.



Place the card here.

### B. How to Use the General Waste Inlet

3 The inlet will open after the audio guidance.



### B. How to Use the General Waste Inlet

4

Place your garbage bag inside.



### B. How to Use the General Waste Inlet

**5** The inlet will close when you tag your card to the reader.



Place the card here.

### B. How to Use the General Waste Inlet

- 1 Check the lamp sign
- 2 Tag the card hanging on the inlet
- 3 The inlet will open after audio guidance
- 4 Place your garbage bag inside
- 5 Close the inlet by tagging the card
- 6 THE END!



### C. Guidelines for Auto Clean Net

1. You MUST use a garbage disposal bag ONLY. ✓

- The garbage bags can be purchased at **KDIS GS25** or other convenience stores, E-mart, Home Plus, etc.
- One bag costs **KRW 170** won for 10L.



### C. Guidelines for Auto Clean Net

#### 2. Recycling & food waste **CANNOT** be put into general waste.


- Recycling items should be placed into [recycling bins](#).
- Food waste should be placed into the food waste bin located in the dormitory kitchen.



### C. Guidelines for Auto Clean Net

**3. If the machine breaks down due to placing banned items,  
a fine will be charged on you.**

- Several **CCTV cameras** will be recording around the garbage disposal areas.
- If caught disposing a garbage **without a garbage disposal bag**, a fine will be charged.





## C. Guidelines for Auto Clean Net

### 4. REUSE, REDUCE, RECYCLE !!

**REUSE** products for the same purpose in different ways

**REDUCE** the amount of general waste

**RECYCLE** as much as possible




**SAVE THE EARTH**

**Spend less money on garbage disposal bags! 😊**

### D. Items that CANNOT be put into General Waste Inlet



Blanket



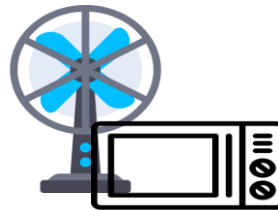
Clothes



Heavy Weight



Paper



Home Appliances



Recyclable Items



Flower Pot



Food Waste

### D. Items that CANNOT be put into Food Waste Bin

#### Contaminated

Wooden toothpick, foil, straw, rubber gloves, etc.

#### Vegetables

Spring onion, water parsley, red pepper seed, etc.

#### Fruits

Chestnut, Peanut, coconut, pineapple, etc.

#### Fish

Fish bone, oyster, seashells, etc.

#### Miscellaneous

Chicken, beef and pork bones, egg shells, etc.

### E. When to Start?

Date	Contents	Remarks
May 24 (Wed)~ May 31 (Wed)	Trial Period	One week
June 1 (Thur)~	Official Start	

---

# 03

## Items that can be recycled

**What  
Can I  
Recycle**



## 03 Recyclable Items

PAPER

CANS

GLASS

PLASTIC

PLASTIC  
BAG

CLOTHES



### #01. PAPERS

#### Detailed Items

Books, newspapers, paper cups, paper bags, boxes, dairy and juice cartons, etc.





### #02. CANS

#### Detailed Items

Metals, metal cans, aluminum cans, etc.



### #03. GLASS

#### Detailed Items

Food and beverage glass, etc.



### #04. Plastics

#### Detailed Items

PET plastic (Plastic cups, toothpaste, plastic containers, pens, etc.)



### #05. Plastic Bags

#### Detailed Items

Any type of plastic vinyl bag (snack, ice cream, bread, etc.)



### #06. Clothes

#### Detailed Items

Old Clothes, socks, etc.



# 04 QUIZ TIME

# **1. Which machines are going to be used for dormitory residents?**

- 1. General 20L**
- 2. Food 5L**
- 3. General 10L**
- 4. Food 10L**
- 5. General 50L**

**2. What do you have to do to close the inlet cover?**

**Tag the card**



**Any  
question?**





If you have any questions regarding the Auto clean Net System, please contact the DAs, or MS. Hayoung Lee (hy\_lee@kdischool.ac.kr), or the housemasters.

**Thank you**