



KDCA

Korea Disease Control and Prevention Agency

Updates on COVID-19 in Republic of Korea

19 November 2020

Local transmission cases as of 0:00 today (cumulative since 3 January 2020)

	Total	City							
		Seoul	Busan	Daegu	Incheon	Gwangju	Daejeon	Ulsan	Sejong
New	293	107	5	2	11	8	1	0	0
Cumulative	25,342	6,595	557	7,116	1,003	522	419	120	67

	Total	Province							
		Gyeonggi	Gangwon	Chung-buk	Chung-nam	Jeon-buk	Jeon-nam	Gyeong-buk	Gyeong-nam
New	59	20	3	13	1	27	8	28	0
Cumulative	5,380	420	170	655	126	258	1,558	333	43

Imported cases, as of 0:00 today (cumulative since 3 January 2020)

	Total	Region/Country						Where confirmed		Nationality	
		China	Asia ex-China	Europe	America	Africa	Oceania	Point of Entry	Community	Korean	Other
New	50	0	23	7	14	6	0	39	11	17	33
Total	4,312	27 (0.6%)	2,128 (49.4%)	771 (17.9%)	1,243 (28.8%)	125 (2.9%)	18 (0.4%)	2,058 (47.7%)	2,254 (52.3%)	2,338 (54.2%)	1,974 (45.8%)

* Asia excluding China: Russia 20, Myanmar 1, Indonesia 1, Kazakhstan 1 / Europe: Belgium 1, Turkey 5, Hungary 1 / Americas: US 10, Argentina 4, / Africa: Egypt 6

Case status, as of 0:00 today (cumulative since 3 January 2020)

	Discharged from isolation	Under isolation	Severe/critical cases	Deceased
As of 0:00 18 November (Wed)	25,973	2,842	67	496
As of 0:00 19 November (Thur)	26,098	3,058	79	498
Difference	(+)125	(+)216	(+)12	(+)2

* Based on case data reported to the KDCA

** Severe/Critical: patients treated with high flow oxygen therapy, mechanical ventilator, ECMO (Extracorporeal Membrane Oxygenation), CRRT (Continuous Renal Replacement Therapy)

※ Figures subject to correction based on findings from epidemiological investigations



KDCA

Korea Disease Control and
Prevention Agency

Updates on COVID-19 in Republic of Korea

19 November 2020

Recent major local clusters as of 12:00 today

Location	Cluster	New cases	Total cases
Seoul Seodaemun-gu	University	11	12
Seoul Seocho-gu	Religious facility	11	12
Seoul Dobong-gu	Religious facility	23	24
Seoul Seodaemun-gu	Nursing home	14	15
Seoul Nowon-gu	Family	15	16
Greater Seoul Area	Golf gathering	9	10
Seoul Jungnang-gu	Fitness facility	8	9
Gyeonggi Gimpo-si	Singing room	9	10
Gyeonggi Paju-si	Promotional material maker business	8	9
Incheon Namdong-gu	Family and friends	7	19
Gyeongnam Hadong-gun	Middle school	11	21
Jeonnam Suncheon-si	Village town	9	10
Gangwon Cheolwon-gun	Child carer	7	8
Gyeongbuk Cheongsong-gun	Family gathering	6	29
Gwangju	University hospital	8	44

* The specific figures may differ from the daily reported statistics or figures disclosed by local municipalities due to factors such as report timing and differences in the time period considered



KDCA

Korea Disease Control and Prevention Agency

Updates on COVID-19 in Republic of Korea

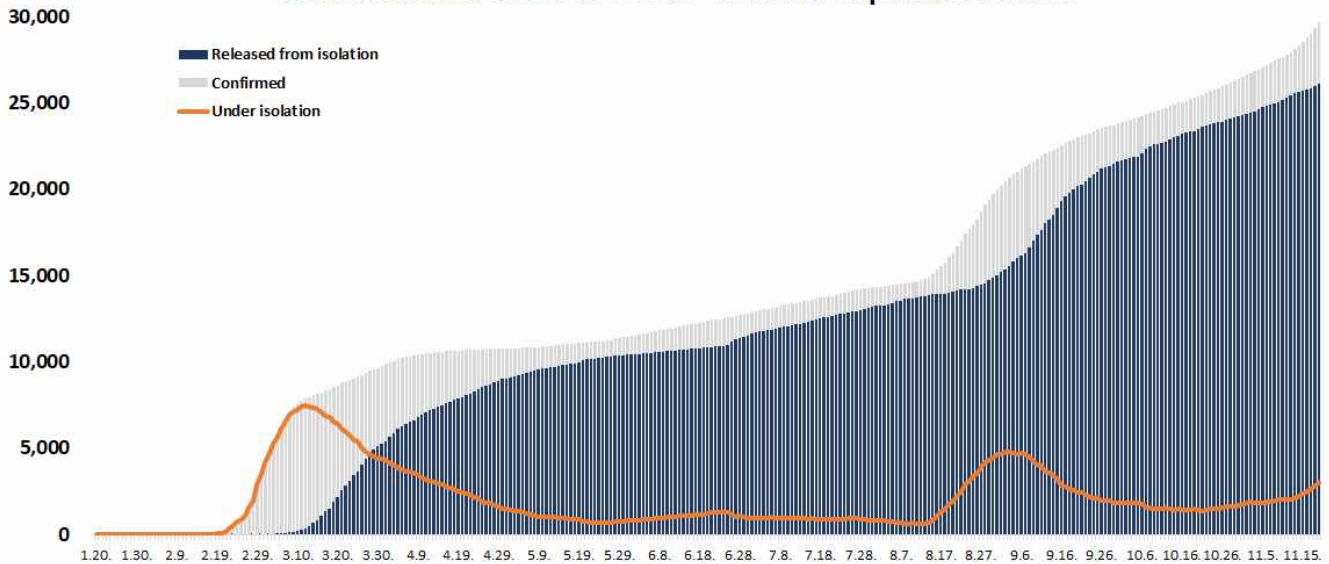
19 November 2020

Overall case and test status as of 0:00 today (cumulative since 3 January 2020)

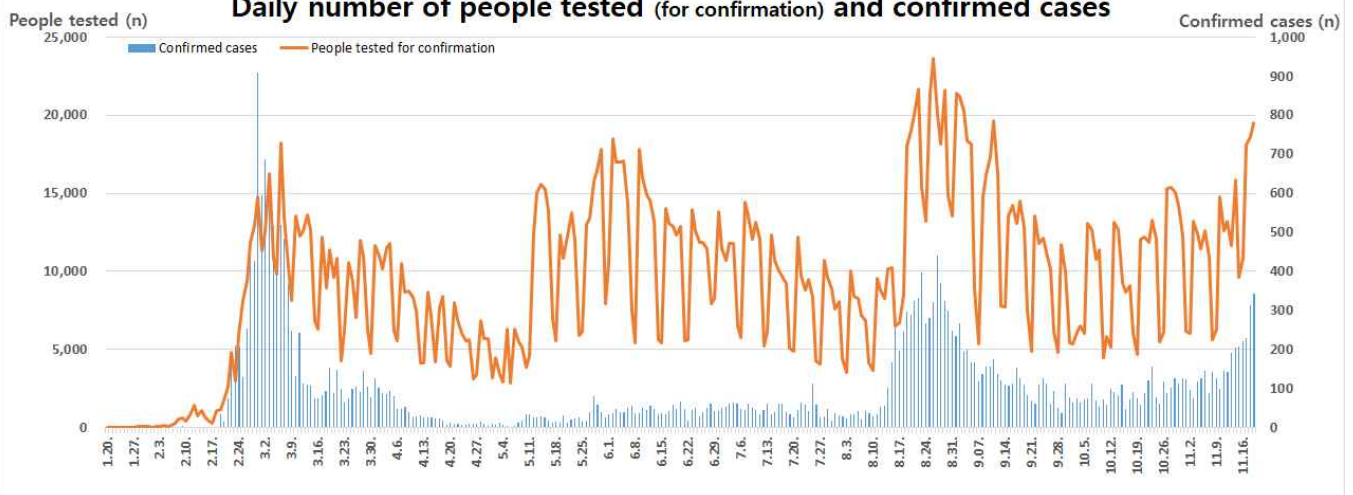
Period (since 3 Jan)	Total	Tested positive (PCR)				Testing in progress	Tested negative (PCR)
		Confirmed	Discharged from isolation	Under isolation	Deceased		
As of 0:00 18 November (Wed)	2,834,362	29,311	25,973	2,842	496	42,688	2,762,363
As of 0:00 19 November (Thur)	2,853,843	29,654	26,098	3,058	498	45,525	2,778,664
Difference	+19,481	+343	+125	+216	+2	+2,837	+16,301

* Based on case data reported to the KDCA
 ** Testing in progress includes number of completed tests with negative results that are being recorded with delays
 *** One case changed from positive to negative due to error in report by local government (Seoul)
 ※ Figures subject to correction based on findings from epidemiological investigations

Total confirmed cases of COVID-19 in the Republic of Korea



Daily number of people tested (for confirmation) and confirmed cases





KDCA

Korea Disease Control and
Prevention Agency

Updates on COVID-19 in Republic of Korea

19 November 2020

Regional distribution of cases as of 0:00 today (cumulative since 3 January 2020)

Region	New cases		Total cases	(%)	Incidence rate* (per 100,000)
	Local	Imported			
Seoul	107	2	7,104	(23.96)	72.98
Busan	5	0	622	(2.10)	18.23
Daegu	2	0	7,210	(24.31)	295.92
Incheon	11	1	1,127	(3.80)	38.12
Gwangju	8	0	595	(2.01)	40.85
Daejeon	1	0	456	(1.54)	30.93
Ulsan	0	0	170	(0.57)	14.82
Sejong	0	0	86	(0.29)	25.12
Gyeonggi	59	5	6,201	(20.91)	46.80
Gangwon	20	0	452	(1.52)	29.34
Chungbuk	3	1	222	(0.75)	13.88
Chungnam	13	0	733	(2.47)	34.54
Jeonbuk	1	1	181	(0.61)	9.96
Jeonnam	27	1	307	(1.04)	16.46
Gyeongbuk	8	0	1,639	(5.53)	61.56
Gyeongnam	28	0	428	(1.44)	12.73
Jeju	0	0	63	(0.21)	9.39
Border Screening	0	39	2,058	(6.94)	-
Total	293	50	29,654	(100)	57.19

* Total (cumulative) number of cases reported since January 2020 of region / Population of region (based on resident registration data of the Ministry of the Interior as of January 2020)

* Incidence rate based on the number of confirmed cases with the address of the reporting institution



KDCA

Korea Disease Control and
Prevention Agency

Updates on COVID-19 in Republic of Korea

19 November 2020

Confirmed cases by gender and age group

		New cases (%)	Total cases (%)	Incidence rate* (per 100,000)
Total		343 (100)	29,654 (100)	57.19
Sex	Male	181 (52.77)	13,981 (47.15)	54.06
	Female	162 (47.23)	15,673 (52.85)	60.32
Age	80 or above	11 (3.21)	1,290 (4.35)	67.92
	70-79	17 (4.96)	2,352 (7.93)	65.20
	60-69	44 (12.83)	4,692 (15.82)	73.96
	50-59	55 (16.03)	5,416 (18.26)	62.49
	40-49	56 (16.33)	4,043 (13.63)	48.19
	30-39	46 (13.41)	3,744 (12.63)	53.14
	20-29	48 (13.99)	5,642 (19.03)	82.89
	10-19	43 (12.54)	1,664 (5.61)	33.68
	0-9	23 (6.71)	811 (2.73)	19.55

* Total (cumulative) number of cases reported since January 2020 by sex and age / Population by sex and age (based on resident registration data of the Ministry of the Interior as of January 2020)

Deaths by gender and age group

		New deaths (%)	Total deaths (%)	Case fatality rate (%)
Total		2 (100)	498 (100)	1.68
Sex	Male	1 (50.00)	262 (52.61)	1.87
	Female	1 (50.00)	236 (47.39)	1.51
Age	80 or above	0 (0.00)	251 (50.40)	19.46
	70-79	0 (0.00)	159 (31.93)	6.76
	60-69	2 (100)	59 (11.85)	1.26
	50-59	0 (0.00)	23 (4.62)	0.42
	40-49	0 (0.00)	4 (0.80)	0.10
	30-39	0 (0.00)	2 (0.40)	0.05
	20-29	0 (0.00)	0 (0.00)	0.00
	10-19	0 (0.00)	0 (0.00)	0.00
	0-9	0 (0.00)	0 (0.00)	0.00

* Case fatality rate (CFR) = Number of deaths / Number of confirmed cases x 100



KDCA

Korea Disease Control and Prevention Agency

Updates on COVID-19 in Republic of Korea

19 November 2020

AGE DISTRIBUTION OF SEVERE/CRITICAL CASES

	11.6.	11.7.	11.8.	11.9.	11.10.	11.11.	11.12.	11.13.	11.14.	11.15.	11.16.	11.17.	11.18.	11.19.
Total	50	53	58	57	54	49	53	50	54	56	55	60	67	79

	Severe/Critical	(%)
Total	79	(100.0)
80 and above	17	(21.5)
70-79	31	(39.2)
60-69	26	(32.9)
50-59	3	(3.8)
40-49	2	(2.5)
30-39	0	(0.0)
20-29	0	(0.0)
10-19	0	(0.0)
0-9	0	(0.0)

* Severe/Critical: patients treated with high flow oxygen therapy, mechanical ventilator, ECMO (Extracorporeal Membrane Oxygenation), CRRT (Continuous Renal Replacement Therapy)

* ICU treatment is decided based on the need for intensive care based on factors such as clinical condition and presence of any underlying medical condition and may differ from severe and critical case classification criteria. The number of severe/critical cases may not match the number of patients in ICU.



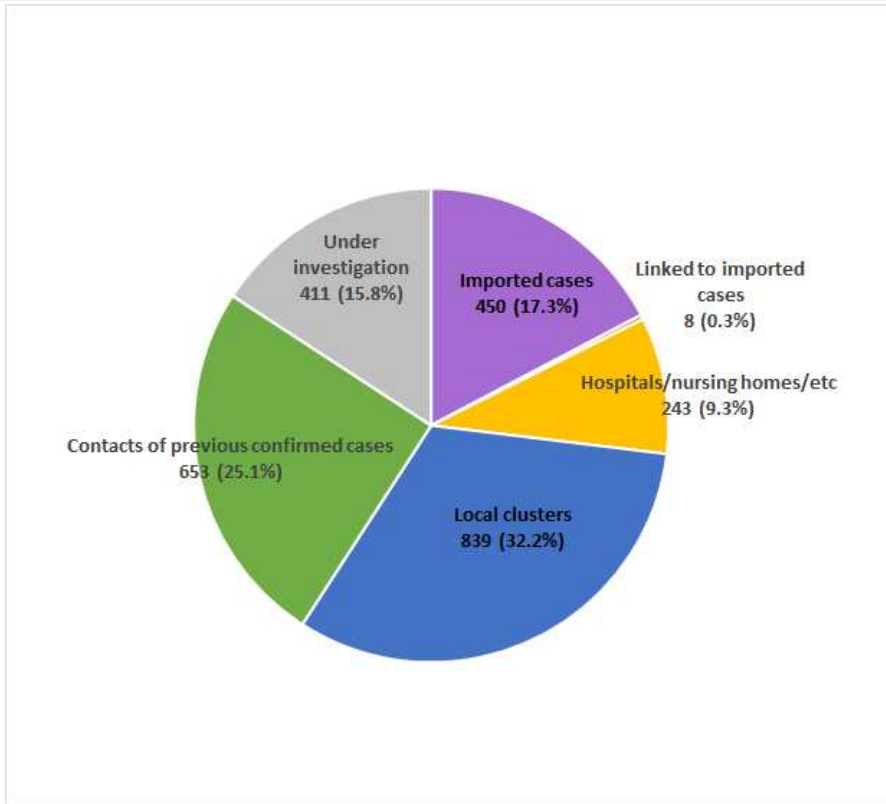
KDCA

Korea Disease Control and Prevention Agency

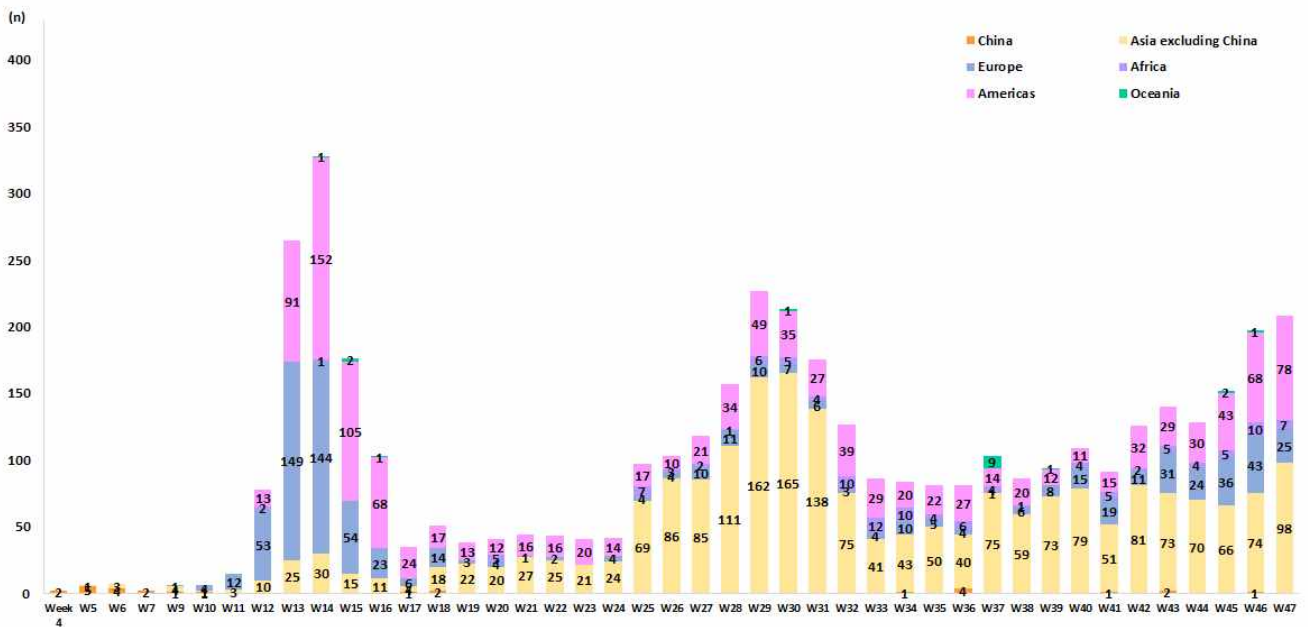
Updates on COVID-19 in Republic of Korea

19 November 2020

NEW CASES (LAST 2 WEEKS) BY CHAIN OF TRANSMISSION



IMPORTED CASES





KDCA

Korea Disease Control and
Prevention Agency

Updates on COVID-19 in Republic of Korea

19 November 2020

REGIONAL DISTRIBUTION AND EPIDEMIOLOGICAL LINKS OF CONFIRMED CASES

Region	Confirmed cases									Other major clusters
	Total	Imported cases	Clusters				Other*	Under investigation	New cases	
			Sub-total	Shin-cheonji cluster	Other local clusters	Imported related				
Seoul	7,104	509	3,823	8	3,737	78	1,466	1,306	109	Past large clusters: • Sarang Jeil Church (1173) • Aug 15 Seoul rallies (650) • Nightclubs (277) • Yongjin Woori Jeil Church (221) • Richway (210) • Guro-gu call center (170) • Coupang fulfillment center (152) • Gwangju door-to-door sales (150) • Newly planted churches group (119)
Busan	622	65	428	12	361	55	70	59	5	
Daegu	7,210	94	5,424	4,512	906	6	937	755	2	
Incheon	1,127	124	729	2	718	9	148	126	12	
Gwangju	595	73	440	9	425	6	43	39	8	
Daejeon	456	37	274	2	272	0	90	55	1	
Ulsan	170	50	84	16	64	4	21	15	0	
Sejong	86	19	52	1	50	1	11	4	0	
Gyeonggi	6,201	821	3,606	29	3,509	68	996	778	64	
Gangwon	452	32	296	17	278	1	70	54	20	
Chungbuk	222	52	97	6	84	7	47	26	4	
Chungnam	733	78	430	0	429	1	134	91	13	
Jeonbuk	181	55	78	1	77	0	30	18	2	
Jeonnam	307	49	177	1	174	2	56	25	28	
Gyeongbuk	1,639	81	1,208	565	643	0	205	145	8	
Gyeongnam	428	95	251	32	216	3	49	33	28	
Jeju	63	20	15	0	14	1	21	7	0	
Ports of Entry	2,058	2,058	0	0	0	0	0	0	39	
Total	29,654 (%)	4,312 (14.5)	17,412 (58.7)	5,213 (17.6)	11,957 (40.3)	242 (0.8)	4,394 (14.8)	3,536 (11.9)	343	

* Includes contacts of confirmed cases

※ The interim classification is based on the reporting location, which may change depending on further epidemiological investigation.