



KDCA

Korea Disease Control and Prevention Agency

Updates on COVID-19 in Republic of Korea

26 November 2020

Local transmission cases as of 0:00 today (cumulative since 3 January 2020)

	Total	City							
		Seoul	Busan	Daegu	Incheon	Gwangju	Daejeon	Ulsan	Sejong
New	553	208	19	1	17	14	1	6	4
Cumulative	27,814*	7,581*	614	7,126	1,175	572	427	133	73

	Total	Province							
		Gyeonggi	Gangwon	Chung-buk	Chung-nam	Jeon-buk	Jeon-nam	Gyeong-buk	Gyeong-nam
New	177	8	8	16	16	9	2	45	2
Cumulative	5,999	546	187	749	211	332	1,596	441	52

* Two cases removed from local transmission cases (Seoul -2, as of 0:00 November 24)

Imported cases, as of 0:00 today (cumulative since 3 January 2020)

	Total	Region/Country						Where confirmed		Nationality	
		China	Asia ex-China	Europe	America	Africa	Oceania	Point of Entry	Community	Korean	Other
New	30	1	11	6	8	4	0	12	18	14	16
Total	4,504 ^(1,2)	28 (0.6%)	2,209 (49.1%)	801 (17.8%)	1,311 ⁽¹⁾ (29.1%)	137 ⁽¹⁾ (3.0%)	18 (0.4%)	2,144 (47.6%)	2,360 ⁽¹⁾ (52.4%)	2,422 ⁽²⁾ (53.8%)	2,082 ⁽²⁾ (46.2%)

* China: China 1, Asia excluding China: Philippines 1, Uzbekistan 1, Bangladesh 1, India 1, Indonesia 4, Myanmar 2, Japan 1, Europe: Poland 1, Ukraine 1, Switzerland 1, UK 1, Hungary 1, Denmark 1, America: US 6, Canada 2, Africa: Zambia 1, Gabon 1, Ghana 2

¹⁾ Changes in region/country based on new findings from epidemiological investigation (11.24. 0:00, America +1, Africa +1, Local +2)

²⁾ Changes in nationality based on new findings from epidemiological investigation (11.24. 0:00, Korean +3, Other -1)

Case status, as of 0:00 today (cumulative since 3 January 2020)

	Discharged from isolation	Under isolation	Severe/critical cases	Deceased
As of 0:00 25 November (Wed)	26,825	4,397	81	513
As of 0:00 26 November (Thur)	26,950	4,853	78	515
Difference	(+)125	(+)456	(-)3	(+)2

* Based on case data reported to the KDCA

** Severe/Critical: patients treated with high flow oxygen therapy, mechanical ventilator, ECMO (Extracorporeal Membrane Oxygenation), CRRT (Continuous Renal Replacement Therapy)

※ Figures subject to correction based on findings from epidemiological investigations



KDCA

Korea Disease Control and
Prevention Agency

Updates on COVID-19 in Republic of Korea

26 November 2020

Recent major local clusters as of 12:00 today

Location	Cluster	New cases	Total cases
Seoul Gangseo-gu	Dance lessons	65	66
Seoul Nowon-gu	Nowon-gu Office	14	15
Seoul Seocho-gu	Sauna II	9	48
Seoul Mapo-gu	Church	13	119
Gyeonggi Yeoncheon-gun	Military unit	67	68
Jeonbuk Gunsan-si	Social gathering	16	17
Busan / Ulsan	Janggu lessons	6	53
Gyeongnam Jinju-si	Group training	15	34
Gyeongnam Changwon-si	Night pub	13	14

** The specific figures may differ from the daily reported statistics or figures disclosed by local municipalities due to factors such as report timing and differences in the time period considered*



KDCA

Korea Disease Control and Prevention Agency

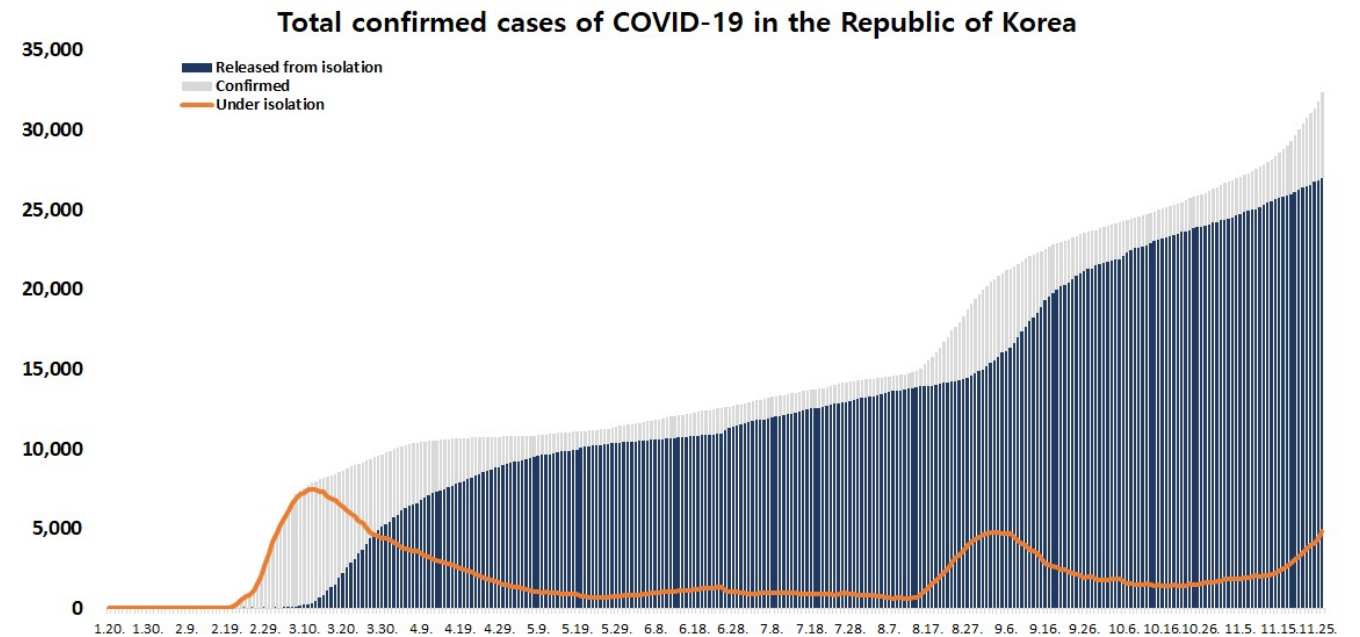
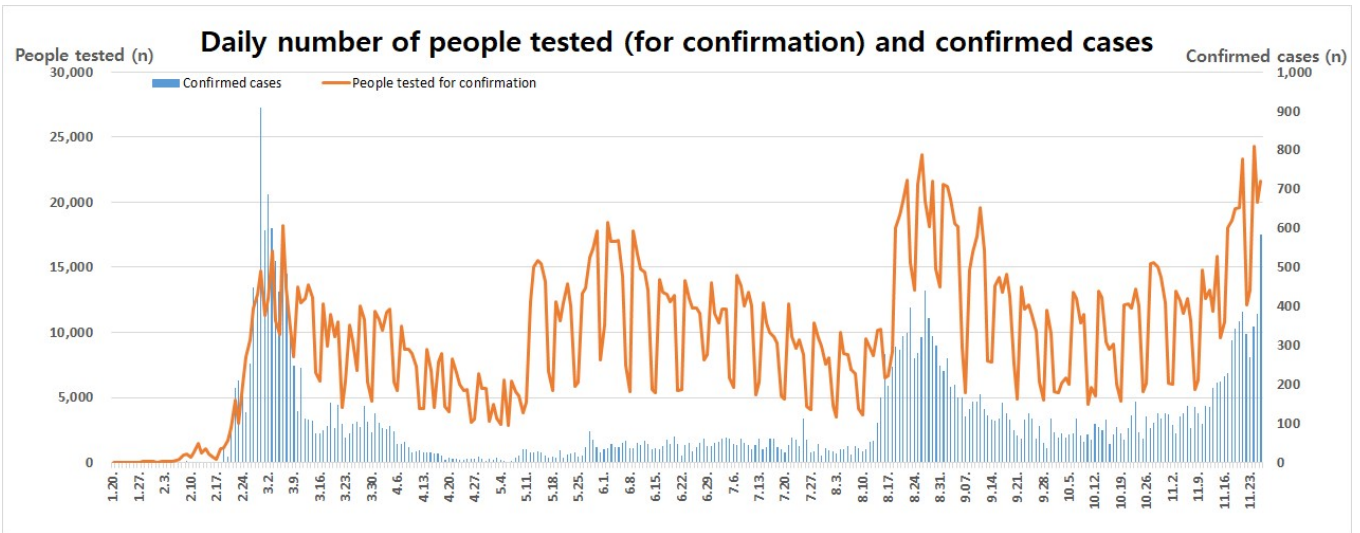
Updates on COVID-19 in Republic of Korea

26 November 2020

Overall case and test status as of 0:00 today (cumulative since 3 January 2020)

Period (since 3 Jan)	Total	Tested positive (PCR)				Testing in progress	Tested negative (PCR)
		Confirmed	Discharged from isolation	Under isolation	Deceased		
As of 0:00 25 November (Wed)	2,966,405	31,735	26,825	4,397	513	55,838	2,878,832
As of 0:00 26 November (Thur)	2,988,046	32,318	26,950	4,853	515	55,361	2,900,367
Difference	+21,641	+583	+125	+456	+2	-477	+21,535

* Based on case data reported to the KDCA
 ** Testing in progress includes number of completed tests with negative results that are being recorded with delays
 ※ Figures subject to correction based on findings from epidemiological investigations





KDCA

Korea Disease Control and
Prevention Agency

Updates on COVID-19 in Republic of Korea

26 November 2020

Regional distribution of cases as of 0:00 today (cumulative since 3 January 2020)

Region	New cases		Total cases	(%)	Incidence rate* (per 100,000)
	Local	Imported			
Seoul	208	5	8,113 ¹⁾	(25.10)	83.35
Busan	19	3	683	(2.11)	20.02
Daegu	1	0	7,224	(22.35)	296.49
Incheon	17	2	1,305	(4.04)	44.15
Gwangju	14	0	646	(2.00)	44.35
Daejeon	1	0	465	(1.44)	31.54
Ulsan	6	1	185	(0.57)	16.13
Sejong	4	0	93	(0.29)	27.17
Gyeonggi	177	6	6,864	(21.24)	51.80
Gangwon	8	0	583	(1.80)	37.84
Chungbuk	8	0	239	(0.74)	14.94
Chungnam	16	0	833	(2.58)	39.25
Jeonbuk	16	0	268	(0.83)	14.75
Jeonnam	9	0	382	(1.18)	20.49
Gyeongbuk	2	0	1,681	(5.20)	63.14
Gyeongnam	45	0	537	(1.66)	15.98
Jeju	2	1	73	(0.23)	10.88
Border Screening	0	12	2,144	(6.63)	-
Total	553	30	32,318	(100)	62.33

* Total (cumulative) number of cases reported since January 2020 of region / Population of region (based on resident registration data of the Ministry of the Interior as of January 2020)

* Incidence rate based on the number of confirmed cases with the address of the reporting institution



KDCA

Korea Disease Control and
Prevention Agency

Updates on COVID-19 in Republic of Korea

26 November 2020

Confirmed cases by gender and age group

		New cases (%)	Total cases (%)	Incidence rate* (per 100,000)
Total		583 (100)	32,318 (100)	62.33
Sex	Male	297 (50.94)	15,376 (47.58)	59.45
	Female	286 (49.06)	16,942 (52.42)	65.20
Age	80 or above	9 (1.54)	1,353 (4.19)	71.24
	70-79	28 (4.80)	2,515 (7.78)	69.72
	60-69	72 (12.35)	4,987 (15.43)	78.61
	50-59	95 (16.30)	5,865 (18.15)	67.67
	40-49	93 (15.95)	4,499 (13.92)	53.63
	30-39	83 (14.24)	4,127 (12.77)	58.58
	20-29	125 (21.44)	6,165 (19.08)	90.58
	10-19	57 (9.78)	1,882 (5.82)	38.09
	0-9	21 (3.60)	925 (2.86)	22.30

* Total (cumulative) number of cases reported since January 2020 by sex and age / Population by sex and age (based on resident registration data of the Ministry of the Interior as of January 2020)

Deaths by gender and age group

		New deaths (%)	Total deaths (%)	Case fatality rate (%)
Total		2 (100)	515 (100)	1.59
Sex	Male	2 (100)	271 (52.62)	1.76
	Female	0 (0.00)	244 (47.38)	1.44
Age	80 or above	0 (0.00)	256 (49.71)	18.92
	70-79	2 (100)	167 (32.43)	6.64
	60-69	0 (0.00)	62 (12.04)	1.24
	50-59	0 (0.00)	24 (4.66)	0.41
	40-49	0 (0.00)	4 (0.78)	0.09
	30-39	0 (0.00)	2 (0.39)	0.05
	20-29	0 (0.00)	0 (0.00)	0.00
	10-19	0 (0.00)	0 (0.00)	0.00
	0-9	0 (0.00)	0 (0.00)	0.00

* Case fatality rate (CFR) = Number of deaths / Number of confirmed cases x 100



KDCA

Korea Disease Control and Prevention Agency

Updates on COVID-19 in Republic of Korea

26 November 2020

AGE DISTRIBUTION OF SEVERE/CRITICAL CASES

11.13. 11.14. 11.15. 11.16. 11.17. 11.18. 11.19. 11.20. 11.21. 11.22. 11.23. 11.24. 11.25. 11.26.

Total	50	54	56	55	60	67	79	84	86	87	79	79	81	78
--------------	----	----	----	----	----	----	----	----	----	----	----	----	----	----

	Severe/Critical	(%)
Total	78	(100.0)
80 and above	19	(24.4)
70-79	29	(37.2)
60-69	19	(24.4)
50-59	5	(6.4)
40-49	3	(3.8)
30-39	2	(2.6)
20-29	1	(1.3)
10-19	0	(0.0)
0-9	0	(0.0)

* Severe/Critical: patients treated with high flow oxygen therapy, mechanical ventilator, ECMO (Extracorporeal Membrane Oxygenation), CRRT (Continuous Renal Replacement Therapy)

* ICU treatment is decided based on the need for intensive care based on factors such as clinical condition and presence of any underlying medical condition and may differ from severe and critical case classification criteria. The number of severe/critical cases may not match the number of patients in ICU.



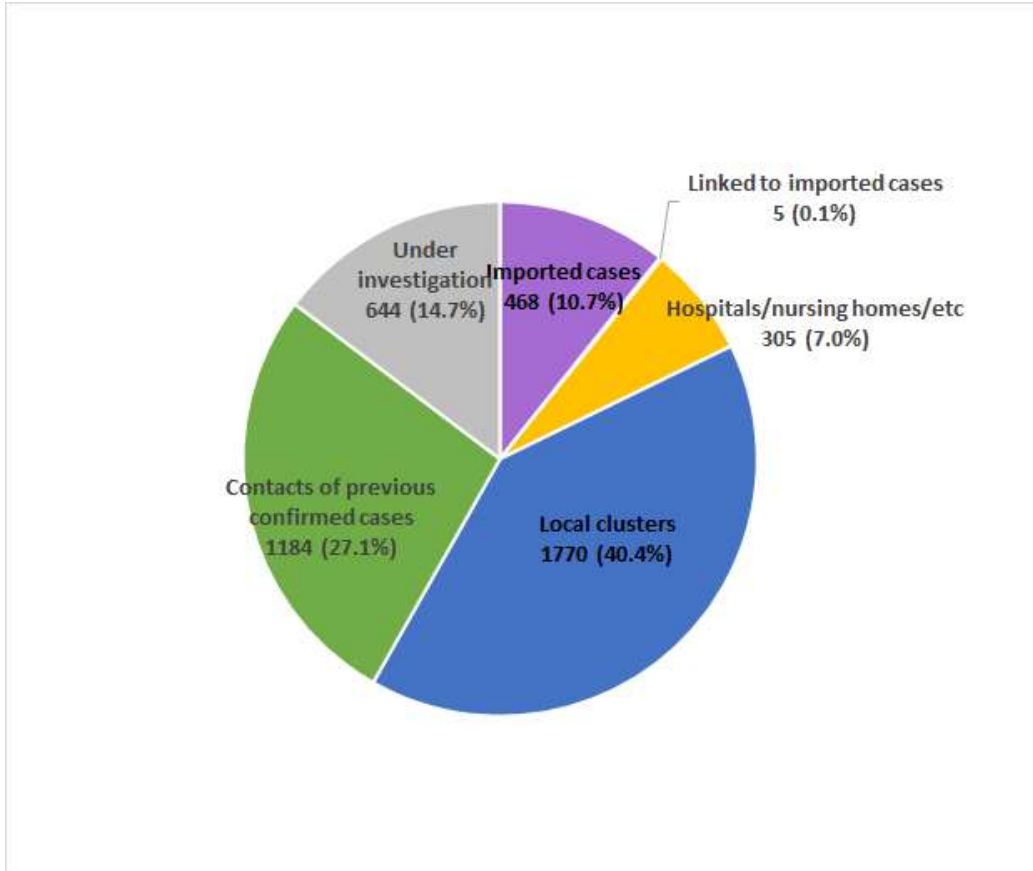
KDCA

Korea Disease Control and Prevention Agency

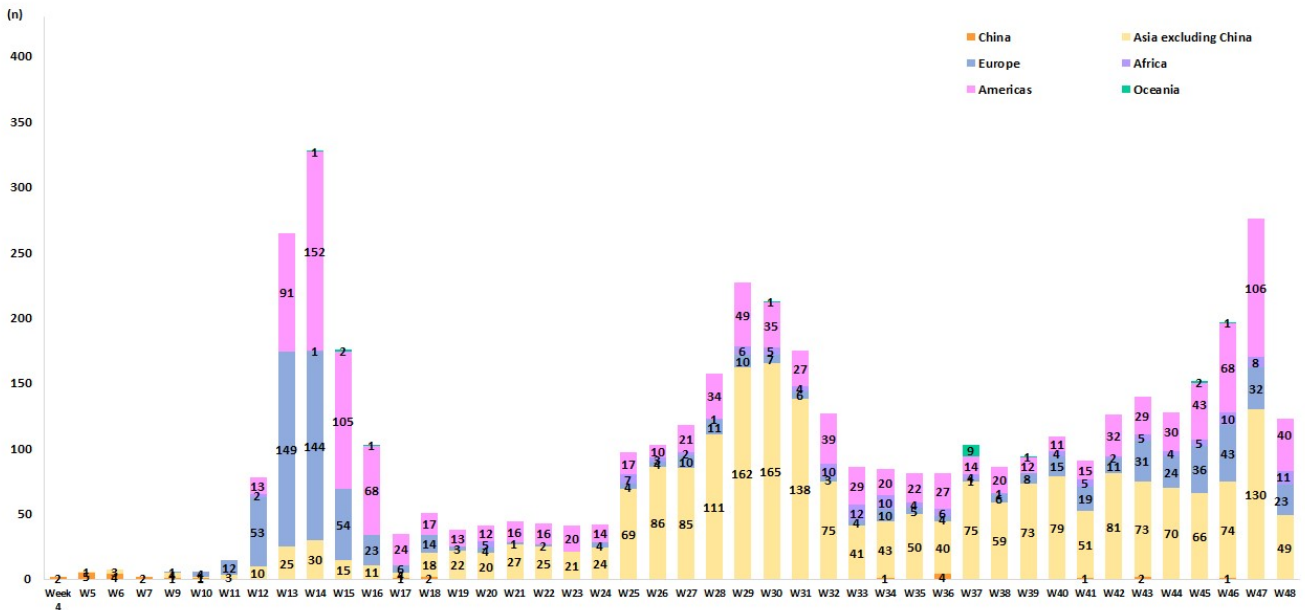
Updates on COVID-19 in Republic of Korea

26 November 2020

NEW CASES (LAST 2 WEEKS) BY CHAIN OF TRANSMISSION



IMPORTED CASES





KDCA

Korea Disease Control and Prevention Agency

Updates on COVID-19 in Republic of Korea

26 November 2020

REGIONAL DISTRIBUTION AND EPIDEMIOLOGICAL LINKS OF CONFIRMED CASES

Region	Confirmed cases									Other major clusters
	Total	Imported cases	Clusters				Other*	Under investigation	New cases	
			Sub-total	Shin-cheonji cluster	Other local clusters	Imported related				
Seoul	8,113	532	4,349	8	4,262	79	1,756	1,476	213	Past large clusters: • Sarang Jeil Church (1173) • Aug 15 Seoul rallies (650) • Nightclubs (277) • Yongjin Woori Jeil Church (221) • Richway (210) • Guro-gu call center (170) • Coupang fulfillment center (152) • Gwangju door-to-door sales (150) • Newly planted churches group (119)
Busan	683	69	465	12	398	55	81	68	22	
Daegu	7,224	98	5,429	4,512	910	7	939	758	1	
Incheon	1,305	130	836	2	825	9	190	149	19	
Gwangju	646	74	471	9	456	6	60	41	14	
Daejeon	465	38	275	2	273	0	95	57	1	
Ulsan	185	52	89	16	69	4	28	16	7	
Sejong	93	20	53	1	51	1	15	5	4	
Gyeonggi	6,864	865	3,884	29	3,787	68	1,245	870	183	
Gangwon	583	37	397	17	379	1	90	59	8	
Chungbuk	239	52	100	6	87	7	61	26	8	
Chungnam	833	84	477	0	476	1	165	107	16	
Jeonbuk	268	57	126	1	125	0	55	30	16	
Jeonnam	382	50	251	1	248	2	48	33	9	
Gyeongbuk	1,681	85	1,246	565	681	0	204	146	2	
Gyeongnam	537	96	372	32	337	3	32	37	45	
Jeju	73	21	17	0	16	1	25	10	3	
Ports of Entry	2,144	2,144	0	0	0	0	0	0	12	
Total	32,318 (%)	4,504 (13.9)	18,837 (58.3)	5,213 (16.1)	13,380 (41.4)	244 (0.8)	5,089 (15.7)	3,888 (12.0)	583	

* Includes contacts of confirmed cases

※ The interim classification is based on the reporting location, which may change depending on further epidemiological investigation.