



KDCA

Korea Disease Control and Prevention Agency

# Updates on COVID-19 in Republic of Korea

9 January 2021

## Local transmission cases as of 0:00 today (cumulative since 3 January 2020)

	Total	City							
		Seoul	Busan	Daegu	Incheon	Gwangju	Daejeon	Ulsan	Sejong
<b>New</b>	<b>596</b>	<b>180</b>	<b>17</b>	<b>12</b>	<b>46</b>	<b>6</b>	<b>5</b>	<b>8</b>	<b>0</b>
<b>Cumulative</b>	<b>62,307</b>	<b>20,590</b>	<b>2,029</b>	<b>7,905</b>	<b>3,162</b>	<b>1,223</b>	<b>866</b>	<b>711</b>	<b>134</b>
	Total	Province							
		Gyeonggi	Gangwon	Chung-buk	Chung-nam	Jeon-buk	Jeon-nam	Gyeong-buk	Gyeong-nam
<b>New</b>	<b>195</b>	<b>5</b>	<b>30</b>	<b>26</b>	<b>13</b>	<b>5</b>	<b>20</b>	<b>23</b>	<b>5</b>
<b>Cumulative</b>	<b>15,516</b>	<b>1,371</b>	<b>1,303</b>	<b>1,697</b>	<b>837</b>	<b>542</b>	<b>2,534</b>	<b>1,436</b>	<b>451</b>

## Imported cases, as of 0:00 today (cumulative since 3 January 2020)

	Total	Region/Country						Where confirmed		Nationality	
		China	Asia ex-China	Europe	America	Africa	Oceania	Point of Entry	Community	Korean	Other
<b>New</b>	<b>45</b>	<b>0</b>	<b>11</b>	<b>1</b>	<b>29</b>	<b>4</b>	<b>0</b>	<b>10</b>	<b>35</b>	<b>25</b>	<b>20</b>
<b>Total</b>	<b>5,692</b>	<b>34</b> (0.6%)	<b>2,638</b> (46.3%)	<b>992</b> (17.4%)	<b>1,819</b> (32.0%)	<b>187</b> (3.3%)	<b>22</b> (0.4%)	<b>2,532</b> (44.5%)	<b>3,160</b> (55.5%)	<b>3,106</b> (54.6%)	<b>2,586</b> (45.4%)

\* Asia excluding China: Philippines 1, Indonesia 2, India 1, Myanmar 1, Russia 4, UAE 2,  
Europe: Germany 1,  
America: US 29,  
Africa: South Africa 1, Zimbabwe 1, Egypt 1, Zambia 1

## Case status, as of 0:00 today (cumulative since 3 January 2020)

	Discharged from isolation	Under isolation	Severe/critical cases	Deceased
<b>As of 0:00 8 January 2021 (Wed)</b>	<b>48,369</b>	<b>17,908</b>	<b>404</b>	<b>1,081</b>
<b>As of 0:00 9 January 2021 (Thur)</b>	<b>49,324</b>	<b>17,575</b>	<b>409</b>	<b>1,100</b>
<b>Difference</b>	<b>(+)955</b>	<b>(-)333</b>	<b>(+)5</b>	<b>(+)19</b>

\* Based on case data reported to the KDCA

\*\* Severe/Critical: COVID-19 patients in isolation being treated with high flow oxygen therapy, mechanical ventilator, ECMO (Extracorporeal Membrane Oxygenation), CRRT (Continuous Renal Replacement Therapy)

※ Figures subject to correction based on findings from epidemiological investigations



KDCA

Korea Disease Control and  
Prevention Agency

# Updates on COVID-19 in Republic of Korea

9 January 2021

## Recent major local clusters as of 12:00 today

Location	Cluster	New cases	Total cases
Seoul Songpa-gu	Correctional facility	3	1,180
Seoul Yangcheon-gu	Convalescent facility <sup>2</sup>	6	46
Seoul Gangnam-gu	Taxicab company	16	17
Gyeonggi Yongin-si	Religious facility	37	160
Gyeonggi Ansan-si	Hospital	10	11
Gangwon Sokcho-si	Hospital	17	18
Chungbuk Goesan-gun / Eumseong-gun / Jincheon-gun	Hospitals	34	385
Jeonbuk Sunchang-gun	Convalescent hospital	20	96
Ulsan Jung-gu	Religious facility	12	13

*\* The specific figures may differ from the daily reported statistics or figures disclosed by local municipalities due to factors such as report timing and differences in the time period considered*



KDCA

Korea Disease Control and Prevention Agency

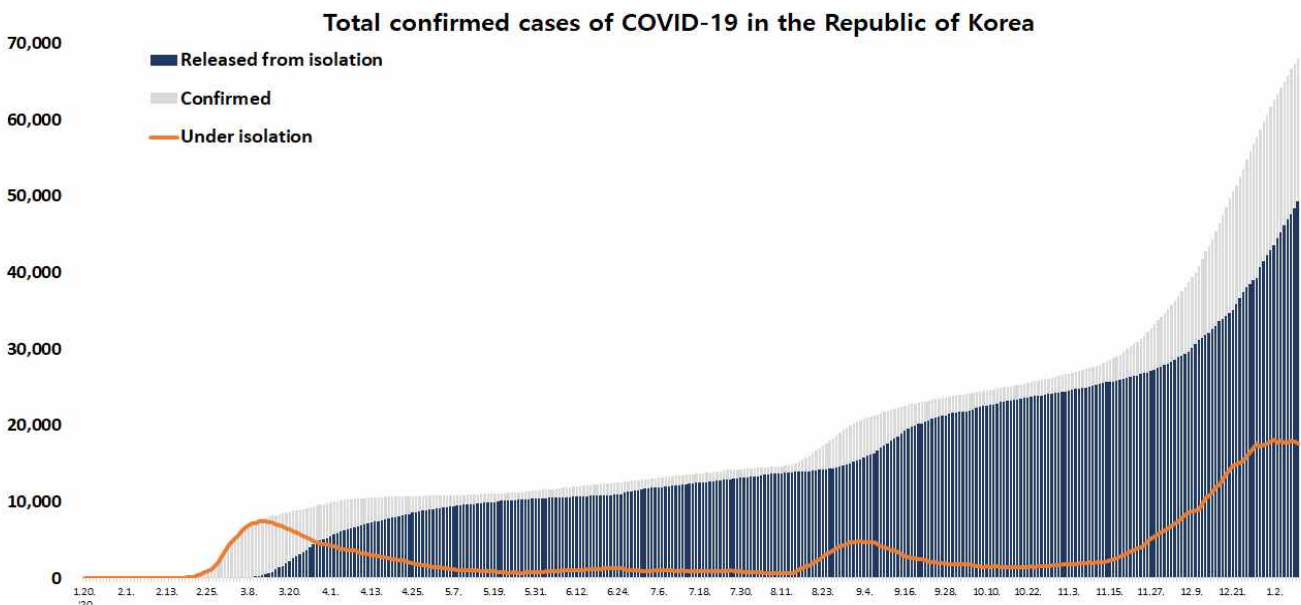
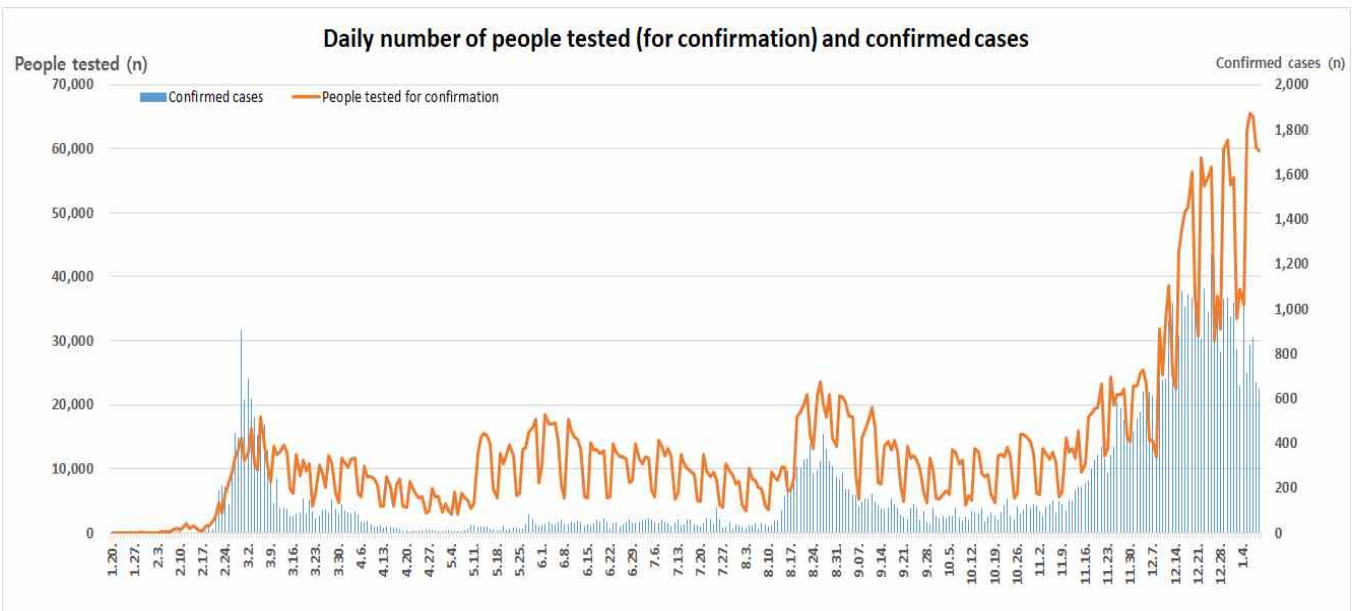
# Updates on COVID-19 in Republic of Korea

9 January 2021

Overall case and test status as of 0:00 today (cumulative since 3 January 2020)

Period (since 3 Jan)	Total	Tested positive (PCR)				Testing in progress	Tested negative (PCR)
		Confirmed	Discharged from isolation	Under isolation	Deceased		
As of 0:00 8 January 2021 (Wed)	4,630,004	67,358	48,369	17,908	1,081	190,452	4,372,194
As of 0:00 9 January 2021 (Thur)	4,689,616	67,999	49,324	17,575	1,100	185,923	4,435,694
<b>Difference</b>	<b>+59,612</b>	<b>+641</b>	<b>+955</b>	<b>-333</b>	<b>+19</b>	<b>-4,529</b>	<b>+63,500</b>

\* Based on case data reported to the KDCA  
 \*\* Testing in progress includes number of completed tests with negative results that are being recorded with delays  
 ※ Figures subject to correction based on findings from epidemiological investigations





KDCA

Korea Disease Control and  
Prevention Agency

# Updates on COVID-19 in Republic of Korea

9 January 2021

## Regional distribution of cases as of 0:00 today (cumulative since 3 January 2020)

Region	New cases		Total cases	(% )	Incidence rate* (per 100,000)
	Local	Imported			
Seoul	180	8	21,276	(31.29)	218.59
Busan	17	0	2,124	(3.12)	62.25
Daegu	12	1	8,018	(11.79)	329.08
Incheon	46	3	3,333	(4.90)	112.75
Gwangju	6	0	1,319	(1.94)	90.55
Daejeon	5	0	913	(1.34)	61.93
Ulsan	8	0	778	(1.14)	67.83
Sejong	0	0	158	(0.23)	46.15
Gyeonggi	195	16	16,719	(24.59)	126.18
Gangwon	5	1	1,419	(2.09)	92.11
Chungbuk	30	0	1,378	(2.03)	86.16
Chungnam	26	1	1,817	(2.67)	85.61
Jeonbuk	13	1	925	(1.36)	50.90
Jeonnam	5	0	603	(0.89)	32.34
Gyeongbuk	20	1	2,646	(3.89)	99.38
Gyeongnam	23	3	1,560	(2.29)	46.41
Jeju	5	0	481	(0.71)	71.71
Border Screening	0	10	2,532	(3.72)	-
<b>Total</b>	596	45	67,999	(100)	131.15

\* Total (cumulative) number of cases reported since January 2020 of region / Population of region (based on resident registration data of the Ministry of the Interior as of January 2020)

\* Incidence rate based on the number of confirmed cases with the address of the reporting institution



KDCA

Korea Disease Control and  
Prevention Agency

# Updates on COVID-19 in Republic of Korea

9 January 2021

## Confirmed cases by gender and age group

		New cases (%)	Total cases (%)	Incidence rate* (per 100,000)
Total		641 (100)	67,999 (100)	131.15
Sex	Male	322 (50.23)	33,284 (48.95)	128.69
	Female	319 (49.77)	34,715 (51.05)	133.60
Age	80 or above	25 (3.90)	3,398 (5.00)	178.91
	70-79	50 (7.80)	5,303 (7.80)	147.02
	60-69	80 (12.48)	10,760 (15.82)	169.60
	50-59	124 (19.34)	12,761 (18.77)	147.24
	40-49	89 (13.88)	9,693 (14.25)	115.54
	30-39	91 (14.20)	8,692 (12.78)	123.38
	20-29	100 (15.60)	10,674 (15.70)	156.82
	10-19	50 (7.80)	4,278 (6.29)	86.59
0-9	32 (4.99)	2,440 (3.59)	58.81	

\* Total (cumulative) number of cases reported since January 2020 by sex and age / Population by sex and age (based on resident registration data of the Ministry of the Interior as of January 2020)

※ Figures subject to correction based on findings from epidemiological investigations

## Deaths by gender and age group

		New deaths (%)	Total deaths (%)	Case fatality rate (%)
Total		19 (100)	1,100 (100)	1.62
Sex	Male	7 (36.84)	547 (49.73)	1.64
	Female	12 (63.16)	553 (50.27)	1.59
Age	80 or above	14 (73.68)	622 (56.55)	18.30
	70-79	2 (10.53)	303 (27.55)	5.71
	60-69	2 (10.53)	127 (11.55)	1.18
	50-59	1 (5.26)	35 (3.18)	0.27
	40-49	0 (0.00)	8 (0.73)	0.08
	30-39	0 (0.00)	5 (0.45)	0.06
	20-29	0 (0.00)	0 (0.00)	0.00
	10-19	0 (0.00)	0 (0.00)	0.00
0-9	0 (0.00)	0 (0.00)	0.00	

\* Case fatality rate (CFR) (%) = Number of deaths / Number of confirmed cases x 100

※ Figures subject to correction based on findings from epidemiological investigations



KDCA

Korea Disease Control and  
Prevention Agency

# Updates on COVID-19 in Republic of Korea

9 January 2021

## AGE DISTRIBUTION OF SEVERE/CRITICAL CASES

	12.27.	12.28.	12.29.	12.30.	12.31.	1.1.	1.2.	1.3.	1.4.	1.5.	1.6.	1.7.	1.8.	1.9.
<b>Total</b>	293	295	330	332	344	354	361	355	351	386	411	400	404	409

	Severe/Critical	( % )
<b>Total</b>	<b>409</b>	<b>( 100.0 )</b>
80 and above	93	( 22.7 )
70-79	150	( 36.7 )
60-69	123	( 30.1 )
50-59	30	( 7.3 )
40-49	7	( 1.7 )
30-39	5	( 1.2 )
20-29	1	( 0.2 )
10-19	0	( 0.0 )
0-9	0	( 0.0 )

\* Severe/Critical: COVID-19 patients in isolation being treated with high flow oxygen therapy, mechanical ventilator, ECMO (Extracorporeal Membrane Oxygenation), CRRT (Continuous Renal Replacement Therapy)

\* ICU treatment is decided based on the need for intensive care based on factors such as clinical condition and presence of any underlying medical condition and may differ from severe and critical case classification criteria. The number of severe/critical cases may not match the number of patients in ICU.

※ Figures subject to correction based on findings from epidemiological investigations



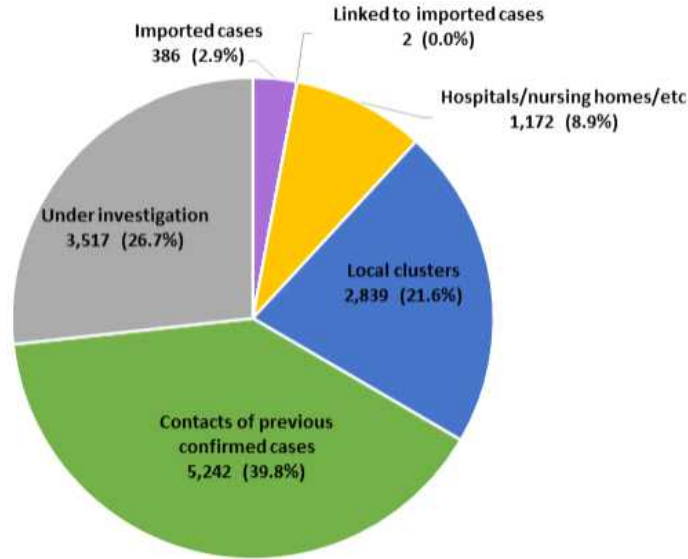
KDCA

Korea Disease Control and Prevention Agency

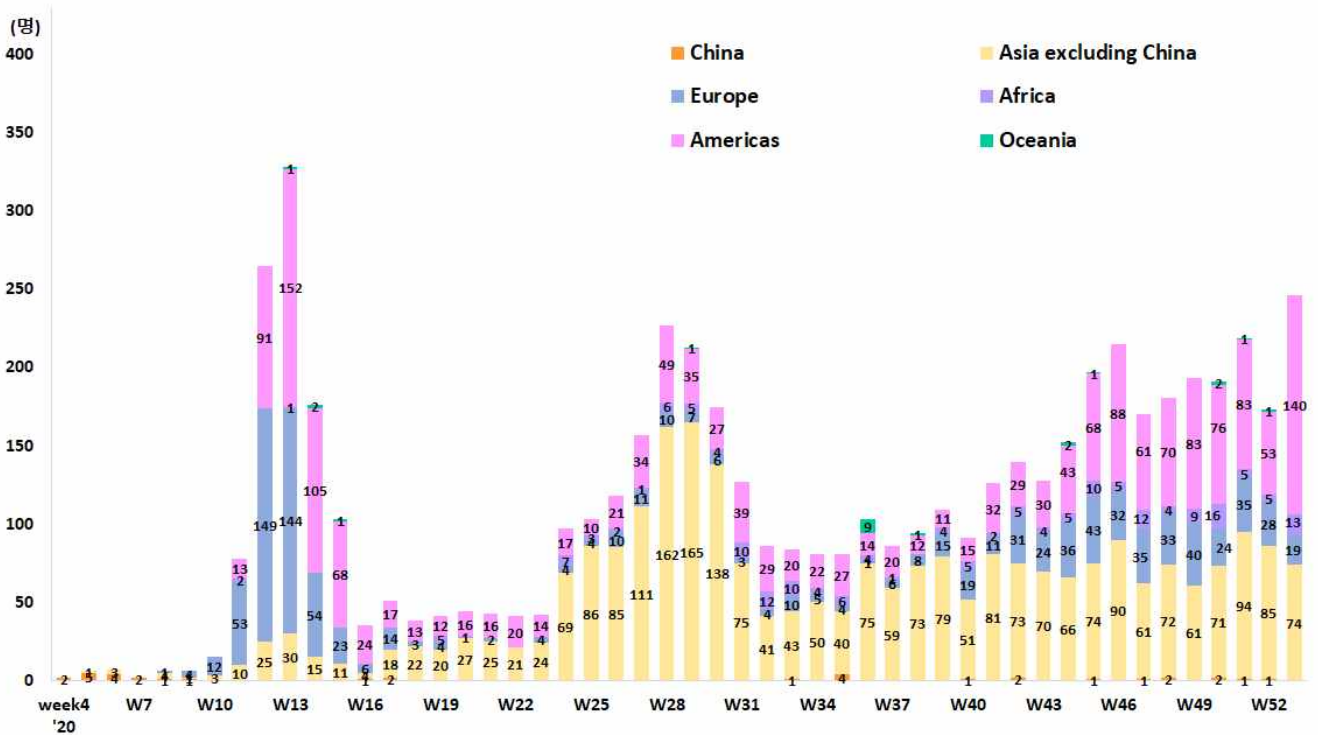
# Updates on COVID-19 in Republic of Korea

9 January 2021

## NEW CASES (LAST 2 WEEKS) BY CHAIN OF TRANSMISSION



## IMPORTED CASES







KDCA

Korea Disease Control and  
Prevention Agency

# Updates on COVID-19 in Republic of Korea

9 January 2021

## REGIONAL DISTRIBUTION AND EPIDEMIOLOGICAL LINKS OF CONFIRMED CASES

Region	Confirmed cases									Other major clusters
	Total	Imported cases	Clusters				Other*	Under investigation	New cases	
			Sub-total	Shin-cheonji cluster	Other local clusters	Imported related				
Seoul	21,276	686	8,053	8	7,964	81	7,058	5,479	188	Past large clusters: • Sarang Jeil Church (1173) • Aug 15 Seoul rallies (650) • Nightclubs (277) • Yongjin Woori Jeil Church (221) • Richway (210) • Guro-gu call center (170) • Coupang fulfillment center (152) • Gwangju door-to-door sales (150) • Newly planted churches group (119)
Busan	2,124	95	1,313	12	1,246	55	439	277	17	
Daegu	8,018	113	5,886	4,512	1,367	7	1,141	878	13	
Incheon	3,333	171	1,551	2	1,540	9	1,057	554	49	
Gwangju	1,319	96	958	9	943	6	156	109	6	
Daejeon	913	47	454	2	451	1	273	139	5	
Ulsan	778	67	577	16	557	4	82	52	8	
Sejong	158	24	72	1	70	1	35	27	0	
Gyeonggi	16,719	1,203	6,121	29	6,023	69	5,877	3,518	211	
Gangwon	1,419	48	832	17	814	1	345	194	6	
Chungbuk	1,378	75	726	6	713	7	367	210	30	
Chungnam	1,817	120	897	0	896	1	481	319	27	
Jeonbuk	925	88	605	1	604	0	145	87	14	
Jeonnam	603	61	400	1	397	2	84	58	5	
Gyeongbuk	2,646	112	1,808	565	1,243	0	455	271	21	
Gyeongnam	1,560	124	945	32	909	4	282	209	26	
Jeju	481	30	281	0	280	1	107	63	5	
Points of Entry	2,532	2,532	0	0	0	0	0	0	10	
Total	67,999 (%)	5,692 (8.4)	31,479 (46.3)	5,213 (7.7)	26,017 (38.3)	249 (0.4)	18,384 (27.0)	12,444 (18.3)	641	

\* Includes contacts of confirmed cases

※ The interim classification is based on the reporting location, which may change depending on further epidemiological investigation.