



KDCA

Korea Disease Control and  
Prevention Agency

# Updates on COVID-19 in Republic of Korea

25 January 2021

## Local transmission cases as of 0:00 today (cumulative since 3 January 2020)

	Total	City							
		Seoul	Busan	Daegu	Incheon	Gwangju	Daejeon	Ulsan	Sejong
<b>New</b>	<b>405</b>	<b>91</b>	<b>19</b>	<b>14</b>	<b>13</b>	<b>15</b>	<b>125</b>	<b>2</b>	<b>2</b>
<b>Cumulative</b>	<b>69,377</b>	<b>22,688</b>	<b>2,459</b>	<b>8,128</b>	<b>3,487</b>	<b>1,404</b>	<b>1,038</b>	<b>837</b>	<b>163</b>
	Total	Province							
		Gyeonggi	Gangwon	Chung-buk	Chung-nam	Jeon-buk	Jeon-nam	Gyeong-buk	Gyeong-nam
<b>New</b>	<b>72</b>	<b>3</b>	<b>8</b>	<b>13</b>	<b>0</b>	<b>3</b>	<b>14</b>	<b>11</b>	<b>0</b>
<b>Cumulative</b>	<b>17,752</b>	<b>1,550</b>	<b>1,432</b>	<b>1,852</b>	<b>920</b>	<b>650</b>	<b>2,750</b>	<b>1,780</b>	<b>487</b>

## Imported cases, as of 0:00 today (cumulative since 3 January 2020)

	Total	Region/Country						Where confirmed		Nationality	
		China	Asia ex-China	Europe	America	Africa	Oceania	Point of Entry	Community	Korean	Other
<b>New</b>	<b>32</b>	<b>1</b>	<b>11</b>	<b>8</b>	<b>8</b>	<b>4</b>	<b>0</b>	<b>11</b>	<b>21</b>	<b>19</b>	<b>13</b>
<b>Total</b>	<b>6,144</b>	<b>35</b> (0.6%)	<b>2,801</b> (45.6%)	<b>1,059</b> (17.2%)	<b>1,989</b> (32.4%)	<b>238</b> (3.9%)	<b>22</b> (0.4%)	<b>2,664</b> (43.4%)	<b>3,480</b> (56.6%)	<b>3,356</b> (54.6%)	<b>2,788</b> (45.4%)

\* China: China 1,  
Asia excluding China: Indonesia 5, Russia 4, Myanmar 1, UAE 1  
Europe: UK 2, Poland 2, France 1, Bulgaria 1, Denmark 1, Turkey 1,  
America: US 7, Mexico 1,  
Africa: Tanzania 2, Cameroon 1, Ghana 1

## Case status, as of 0:00 today (cumulative since 3 January 2020)

	Discharged from isolation	Under isolation	Severe/critical cases	Deceased
<b>As of 0:00 24 January 2021 (Sun)</b>	<b>62,530</b>	<b>11,205</b>	<b>282</b>	<b>1,349</b>
<b>As of 0:00 25 January 2021 (Mon)</b>	<b>62,956</b>	<b>11,205</b>	<b>275</b>	<b>1,360</b>
<b>Difference</b>	<b>(+)426</b>	<b>0</b>	<b>(-7)</b>	<b>(+)11</b>

\* Based on case data reported to the KDCA

\*\* Severe/Critical: COVID-19 patients in isolation being treated with high flow oxygen therapy, mechanical ventilator, ECMO (Extracorporeal Membrane Oxygenation), CRRT (Continuous Renal Replacement Therapy)

※ Figures subject to correction based on findings from epidemiological investigations



KDCA

Korea Disease Control and Prevention Agency

# Updates on COVID-19 in Republic of Korea

25 January 2021

## Recent major local clusters as of 12:00 today

Location	Cluster	New cases	Total cases
Seoul Gangnam-gu	Workplace	27	28
Seoul Gangnam-gu	Sauna	3	24
Seoul Jongno-gu	Care facility 2	5	14
Gyeonggi Suwon-si	Family 2 / alcoholic beverage company	13	14
Gyeonggi Yongin Suji-gu	Church 2	11	12
Gyeonggi Gimpo-si	Day care center	4	20
Daejeon	International school* run by IM Mission Group (non-accredited)	124	125
Sejong-si	Family / church	10	11
Chungnam Seocheon-gun	Church	4	21
Chungbuk Goesan-gun / Eumseong-gun / Jincheon-gun / Anseong-si	Hospitals	5	472
Gwangju Buk-gu	Church 2 / International school run by IM Mission Group	8	23
Daegu Buk-gu	Screen golf	3	18
Gyeongbuk Pohang-si	Social gathering	12	13
Busan Geumjeong-gu	Care facility	10	11
Busan Busanjin-gu	Restaurant	7	8
Ulsan / Gyeongbuk	Family gathering	14	15
Gyeongnam Jinju-si	Prayer house	7	112
Gyeongnam Geoje-si	Care service	3	19

\* The specific figures may differ from the daily reported statistics or figures disclosed by local municipalities due to factors such as report timing and differences in the time period considered

## Weekly risk assessment indicators

		2020.12.27. ~ 2021.1.2.	2021.1.3. ~ 1.9.	2021.1.10. ~ 1.16.	2021.1.17. ~ 1.23.
Daily average confirmed cases (n)	Local	930.3	738.0	516.1	<b>384.0</b>
	Imported	24.7	35.3	29.9	<b>26.9</b>
	Total	955.0	773.3	546.0	<b>410.9</b>
Cases with chain of transmission under investigation (%)(n)		24.6(1,646/6,685)	23.0(1,244/5,413)	21.9(836/3,822)	<b>25.1(722/2,876)</b>
Percentage under management (Percent of new cases confirmed while under self-quarantine)		29.0	33.1	36.6	<b>34.5</b>
Reproduction number (Rt)		1.00	0.88	0.79	<b>0.82</b>
New clusters		54 (▲2 <sup>2</sup> )	42 (▲9 <sup>2</sup> )	32 (▲22 <sup>2</sup> )	<b>13<sup>3</sup></b>
Average critical/severe patients (n)		330	388	382	<b>324</b>
Number of deaths (n)		149	158	136	<b>101</b>
Number of ICU available		191	205	261	<b>410</b>

※ Figures subject to change upon new findings from investigation

\* Reclassified due to epidemiological link found

\*\* Investigation ongoing



KDCA

Korea Disease Control and Prevention Agency

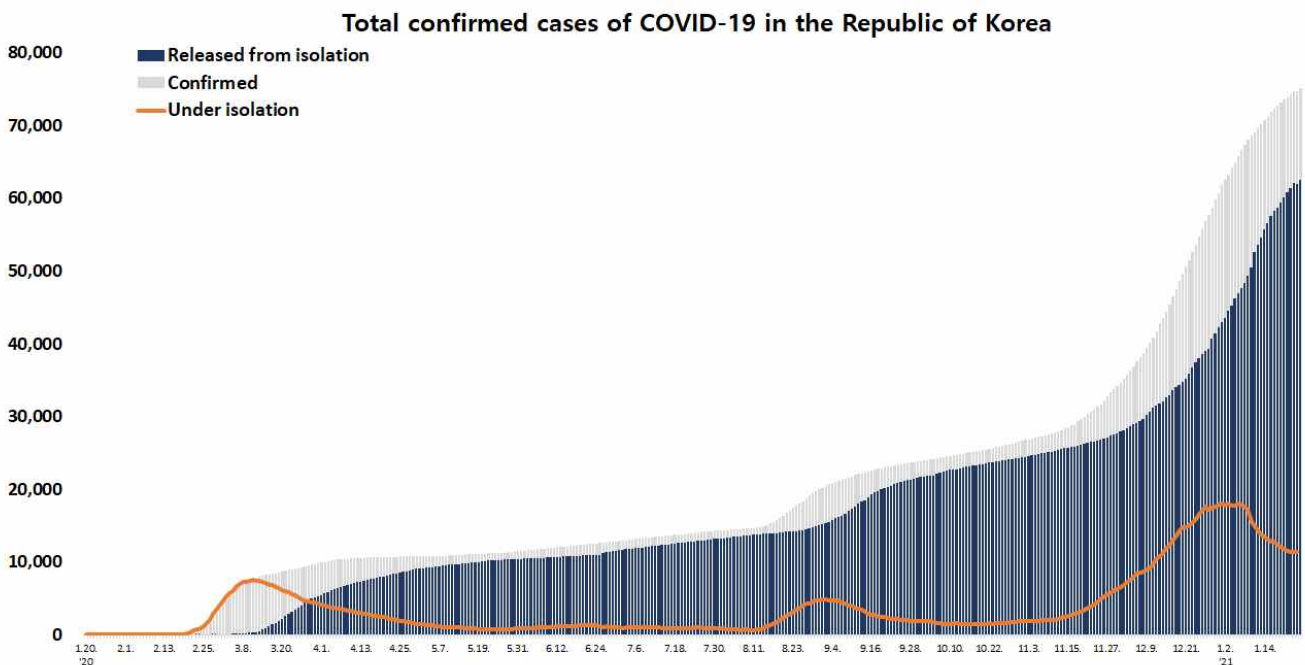
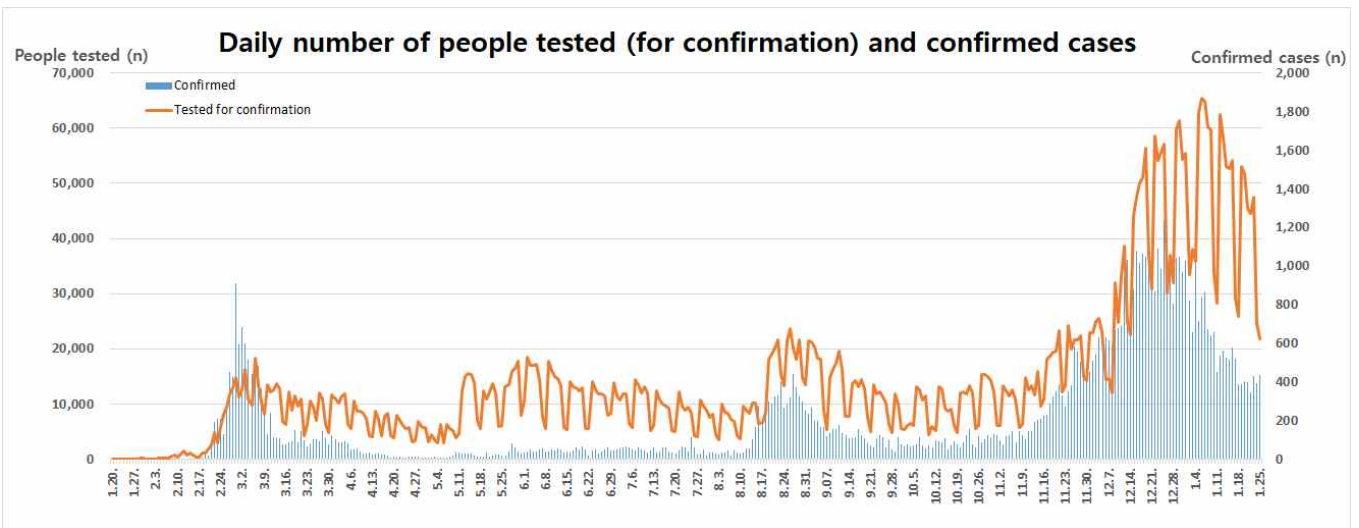
# Updates on COVID-19 in Republic of Korea

25 January 2021

Overall case and test status as of 0:00 today (cumulative since 3 January 2020)

Period (since 3 Jan)	Total	Tested positive (PCR)				Testing in progress	Tested negative (PCR)
		Confirmed	Discharged from isolation	Under isolation	Deceased		
As of 0:00 24 January 2021 (Sun)	5,354,349	75,084	62,530	11,205	1,349	135,765	5,143,500
As of 0:00 25 January 2021 (Mon)	5,376,086	75,521	62,956	11,205	1,360	134,549	5,166,016
<b>Difference</b>	<b>+21,737</b>	<b>+437</b>	<b>+426</b>	<b>0</b>	<b>+11</b>	<b>-1,216</b>	<b>+22,516</b>

\* Based on case data reported to the KDCA  
 \*\* Testing in progress includes number of completed tests with negative results that are being recorded with delays  
 ※ Figures subject to correction based on findings from epidemiological investigations





KDCA

Korea Disease Control and  
Prevention Agency

# Updates on COVID-19 in Republic of Korea

25 January 2021

## Regional distribution of cases as of 0:00 today (cumulative since 3 January 2020)

Region	New cases		Total cases	(% )	Incidence rate* (per 100,000)
	Local	Imported			
Seoul	91	11	23,459	(31.06)	241.01
Busan	19	1	2,570	(3.40)	75.33
Daegu	14	1	8,250	(10.92)	338.60
Incheon	13	1	3,679	(4.87)	124.45
Gwangju	15	1	1,511	(2.00)	103.73
Daejeon	125	0	1,085	(1.44)	73.60
Ulsan	2	0	915	(1.21)	79.77
Sejong	2	0	187	(0.25)	54.63
Gyeonggi	72	4	19,063	(25.24)	143.87
Gangwon	3	1	1,611	(2.13)	104.57
Chungbuk	8	0	1,513	(2.00)	94.60
Chungnam	13	0	1,982	(2.62)	93.38
Jeonbuk	0	0	1,013	(1.34)	55.74
Jeonnam	3	0	713	(0.94)	38.24
Gyeongbuk	14	1	2,874	(3.81)	107.94
Gyeongnam	11	0	1,914	(2.53)	56.94
Jeju	0	0	518	(0.69)	77.23
Border Screening	0	11	2,664	(3.53)	-
<b>Total</b>	<b>405</b>	<b>32</b>	<b>75,521</b>	<b>(100)</b>	<b>145.66</b>

\* Total (cumulative) number of cases reported since January 2020 of region / Population of region (based on resident registration data of the Ministry of the Interior as of January 2020)

\* Incidence rate based on the number of confirmed cases with the address of the reporting institution



KDCA

Korea Disease Control and  
Prevention Agency

# Updates on COVID-19 in Republic of Korea

25 January 2021

## Confirmed cases by gender and age group

		New cases (%)	Total cases (%)	Incidence rate* (per 100,000)
Total		437 (100)	75,521 (100)	145.66
Sex	Male	234 (53.55)	37,051 (49.06)	143.26
	Female	203 (46.45)	38,470 (50.94)	148.05
Age	80 or above	13 (2.97)	3,758 (4.98)	197.87
	70-79	17 (3.89)	5,852 (7.75)	162.24
	60-69	51 (11.67)	11,877 (15.73)	187.21
	50-59	72 (16.48)	14,211 (18.82)	163.97
	40-49	46 (10.53)	10,811 (14.32)	128.87
	30-39	42 (9.61)	9,650 (12.78)	136.97
	20-29	44 (10.07)	11,612 (15.38)	170.60
	10-19	138 (31.58)	4,922 (6.52)	99.63
	0-9	14 (3.20)	2,828 (3.74)	68.17

\* Total (cumulative) number of cases reported since January 2020 by sex and age / Population by sex and age (based on resident registration data of the Ministry of the Interior as of January 2020)

※ Figures subject to correction based on findings from epidemiological investigations

## Deaths by gender and age group

		New deaths (%)	Total deaths (%)	Case fatality rate (%)
Total		11 (100)	1,360 (100)	1.80
Sex	Male	4 (36.36)	673 (49.49)	1.82
	Female	7 (63.64)	687 (50.51)	1.79
Age	80 or above	5 (45.45)	763 (56.10)	20.30
	70-79	4 (36.36)	376 (27.65)	6.43
	60-69	1 (9.09)	161 (11.84)	1.36
	50-59	1 (9.09)	44 (3.24)	0.31
	40-49	0 (0.00)	10 (0.74)	0.09
	30-39	0 (0.00)	6 (0.44)	0.06
	20-29	0 (0.00)	0 (0.00)	0.00
	10-19	0 (0.00)	0 (0.00)	0.00
	0-9	0 (0.00)	0 (0.00)	0.00

\* Case fatality rate (CFR) (%) = Number of deaths / Number of confirmed cases x 100

※ Figures subject to correction based on findings from epidemiological investigations



KDCA

Korea Disease Control and  
Prevention Agency

# Updates on COVID-19 in Republic of Korea

25 January 2021

## AGE DISTRIBUTION OF SEVERE/CRITICAL CASES

	1.12.	1.13.	1.14.	1.15.	1.16.	1.17.	1.18.	1.19.	1.20.	1.21.	1.22.	1.23.	1.24.	1.25.
<b>Total</b>	390	374	380	374	360	352	343	335	323	317	299	297	282	275

	Severe/Critical	( % )
<b>Total</b>	<b>275</b>	<b>( 100.0 )</b>
80 and above	59	( 21.5 )
70-79	109	( 39.6 )
60-69	78	( 28.4 )
50-59	18	( 6.5 )
40-49	6	( 2.2 )
30-39	3	( 1.1 )
20-29	2	( 0.7 )
10-19	0	( 0.0 )
0-9	0	( 0.0 )

\* Severe/Critical: COVID-19 patients in isolation being treated with high flow oxygen therapy, mechanical ventilator, ECMO (Extracorporeal Membrane Oxygenation), CRRT (Continuous Renal Replacement Therapy)

\* ICU treatment is decided based on the need for intensive care based on factors such as clinical condition and presence of any underlying medical condition and may differ from severe and critical case classification criteria. The number of severe/critical cases may not match the number of patients in ICU.

※ Figures subject to correction based on findings from epidemiological investigations



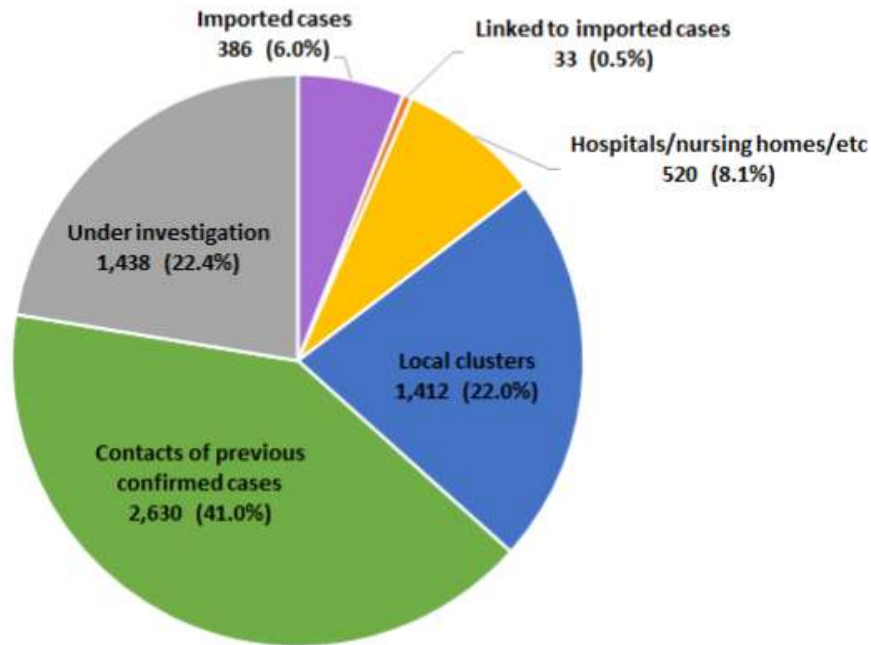
KDCA

Korea Disease Control and Prevention Agency

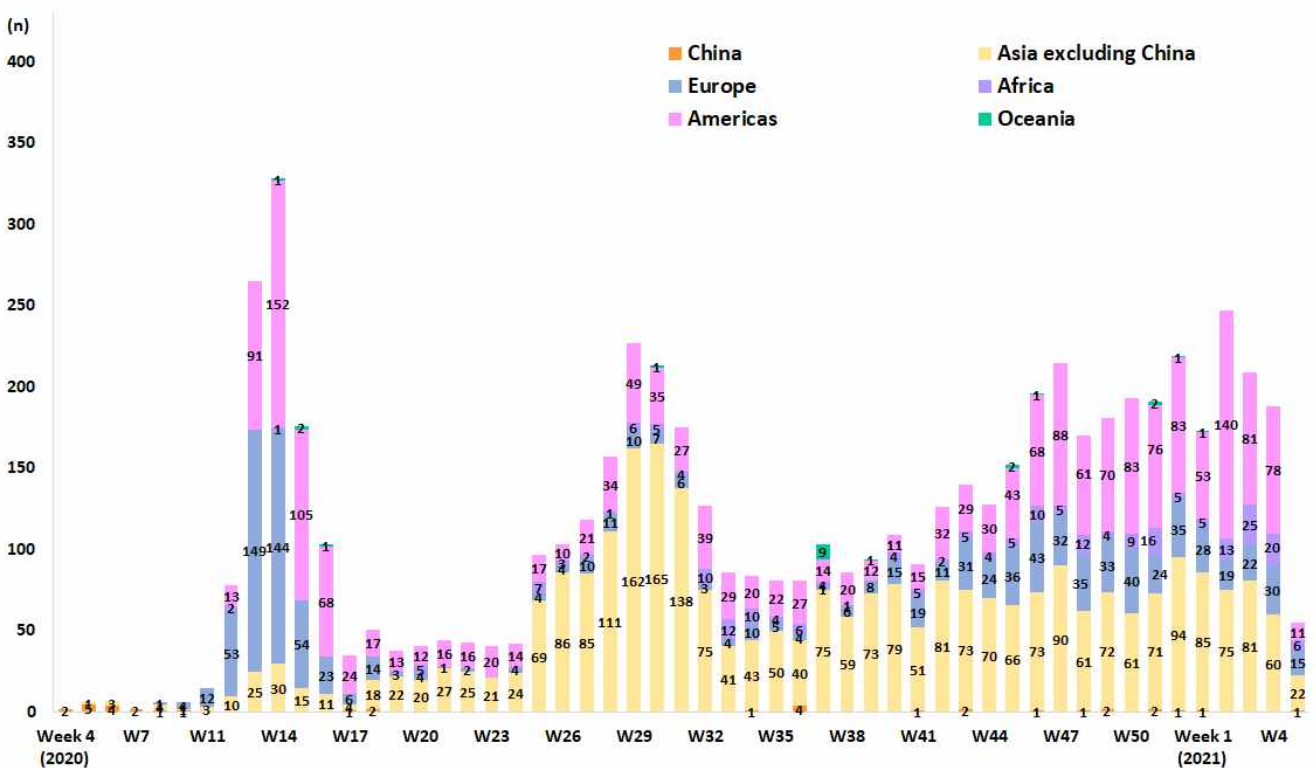
# Updates on COVID-19 in Republic of Korea

25 January 2021

## NEW CASES (LAST 2 WEEKS) BY CHAIN OF TRANSMISSION



## IMPORTED CASES





KDCA

Korea Disease Control and  
Prevention Agency

# Updates on COVID-19 in Republic of Korea

25 January 2021

## REGIONAL DISTRIBUTION AND EPIDEMIOLOGICAL LINKS OF CONFIRMED CASES

Region	Confirmed cases									Other major clusters
	Total	Imported cases	Clusters				Other*	Under investigation	New cases	
			Sub-total	Shin-cheonji cluster	Other local clusters	Imported related				
Seoul	23,459	771	8,555	8	8,460	87	8,002	6,131	102	Past large clusters: • Sarang Jeil Church (1173) • Aug 15 Seoul rallies (650) • Seoul Gangseo-gu dance lessons (329) • Nightclubs (277) • Yongjin Woori Jeil Church (221) • Richway (210) • Guro-gu call center (170) • Coupang fulfillment center (152) • Gwangju door-to-door sales (150) • Seoul Noryangjin teacher appointment exam preparation classes (112) • Newly planted churches group (119)
Busan	2,570	111	1,484	12	1,417	55	622	353	20	
Daegu	8,250	122	6,080	4,512	1,561	7	1,143	905	15	
Incheon	3,679	192	1,721	2	1,710	9	1,168	598	14	
Gwangju	1,511	107	1,115	9	1,100	6	168	121	16	
Daejeon	1,085	47	592	2	589	1	288	158	125	
Ulsan	915	78	649	16	629	4	118	70	2	
Sejong	187	24	87	1	85	1	44	32	2	
Gyeonggi	19,063	1,311	7,167	29	7,064	74	6,652	3,933	76	
Gangwon	1,611	61	863	17	845	1	449	238	4	
Chungbuk	1,513	81	801	6	788	7	398	233	8	
Chungnam	1,982	130	965	0	964	1	535	352	13	
Jeonbuk	1,013	93	700	1	698	1	126	94	0	
Jeonnam	713	63	495	1	485	9	89	66	3	
Gyeongbuk	2,874	124	1,986	565	1,421	0	472	292	15	
Gyeongnam	1,914	134	1,145	33	1,083	29	375	260	11	
Jeju	518	31	326	0	325	1	94	67	0	
Points of Entry	2,664	2,664	0	0	0	0	0	0	11	
Total	75,521 (%)	6,144 (8.1)	34,731 (46.0)	5,214 (6.9)	29,224 (38.7)	293 (0.4)	20,743 (27.5)	13,903 (18.4)	437	

\* Includes contacts of confirmed cases

※ The interim classification is based on the reporting location, which may change depending on further epidemiological investigation.